

New Mexico Taxation and Revenue Department



Combined Fuel Tax Distribution Report

Revenue Period: Jul-2018

Santa Fe County

<u>Source</u>	<u>Destination</u>	<u>Amount</u>
County Road	Santa Fe County	\$30,498.20
Municipal & County	Santa Fe County	\$6,102.51
		<hr/> <hr/>
		\$36,600.71



New Mexico Taxation and Revenue Department




Combined Fuel Tax Distribution Report

Revenue Period: Jul-2018

Santa Fe (City)

<u>Source</u>	<u>Destination</u>	<u>Amount</u>
Municipal & County	Santa Fe (City)	\$65,676.91
Municipal Road	Santa Fe (City)	\$43,213.22
		<hr/> <hr/>
		\$108,890.13



New Mexico Taxation and Revenue Department




Combined Fuel Tax Distribution Report

Revenue Period: Jul-2018

Edgewood

<u>Source</u>	<u>Destination</u>	<u>Amount</u>
Municipal & County	Edgewood	\$6,849.44
Municipal Road	Edgewood	\$4,544.34
		<hr/> <hr/>
		\$11,393.78



New Mexico Taxation and Revenue Department




Combined Fuel Tax Distribution Report

Revenue Period: Jul-2018

Bernalillo County

<u>Source</u>	<u>Destination</u>	<u>Amount</u>
County Road	Bernalillo County	\$116,925.11
Municipal & County	Bernalillo County	\$10,793.36
		<hr/> <hr/>
		\$127,718.47



New Mexico Taxation and Revenue Department



Combined Fuel Tax Distribution Report

Revenue Period: Jul-2018

Albuquerque

<u>Source</u>	<u>Destination</u>	<u>Amount</u>
Municipal & County	Albuquerque	\$360,009.78
Municipal Road	Albuquerque	\$196,829.06
		<hr/> <hr/>
		\$556,838.84



New Mexico Taxation and Revenue Department



Combined Fuel Tax Distribution Report

Revenue Period: Jul-2018

Los Ranchos de Alb.

<u>Source</u>	<u>Destination</u>	<u>Amount</u>
Municipal & County	Los Ranchos de Alb.	\$1,354.34
Municipal Road	Los Ranchos de Alb.	\$1,051.35
		<hr/> <hr/>
		\$2,405.69



New Mexico Taxation and Revenue Department



Combined Fuel Tax Distribution Report

Revenue Period: Jul-2018

Tijeras

<u>Source</u>	<u>Destination</u>	<u>Amount</u>
Municipal & County	Tijeras	\$674.42
Municipal Road	Tijeras	\$417.00
		<hr/> <hr/>
		\$1,091.42



New Mexico Taxation and Revenue Department



Combined Fuel Tax Distribution Report

Revenue Period: Jul-2018

Edgewood (Bernalillo)

<u>Source</u>	<u>Destination</u>	<u>Amount</u>
Municipal Road	Edgewood (Bernalillo)	\$417.00
		<hr/>
		\$417.00



New Mexico Taxation and Revenue Department




Combined Fuel Tax Distribution Report

Revenue Period: Jul-2018

Eddy County

<u>Source</u>	<u>Destination</u>	<u>Amount</u>
County Road	Eddy County	\$28,294.21
Municipal & County	Eddy County	\$1,725.35
		<hr/> <hr/>
		\$30,019.56



New Mexico Taxation and Revenue Department



Combined Fuel Tax Distribution Report

Revenue Period: Jul-2018

Carlsbad

<u>Source</u>	<u>Destination</u>	<u>Amount</u>
Municipal & County	Carlsbad	\$39,879.85
Municipal Road	Carlsbad	\$23,699.59
		<hr/> <hr/>
		\$63,579.44



New Mexico Taxation and Revenue Department



Combined Fuel Tax Distribution Report

Revenue Period: Jul-2018

Artesia

<u>Source</u>	<u>Destination</u>	<u>Amount</u>
Municipal & County	Artesia	\$15,203.00
Municipal Road	Artesia	\$10,052.18
		<hr/> <hr/>
		\$25,255.18



New Mexico Taxation and Revenue Department




Combined Fuel Tax Distribution Report

Revenue Period: Jul-2018

Hope

<u>Source</u>	<u>Destination</u>	<u>Amount</u>
Municipal & County	Hope	\$16.21
Municipal Road	Hope	\$417.00
		<hr/> <hr/>
		\$433.21



New Mexico Taxation and Revenue Department




Combined Fuel Tax Distribution Report

Revenue Period: Jul-2018

Loving

<u>Source</u>	<u>Destination</u>	<u>Amount</u>
Municipal & County	Loving	\$4,929.95
Municipal Road	Loving	\$3,087.27
		<hr/> <hr/>
		\$8,017.22



New Mexico Taxation and Revenue Department



Combined Fuel Tax Distribution Report

Revenue Period: Jul-2018

Chaves County

<u>Source</u>	<u>Destination</u>	<u>Amount</u>
County Road	Chaves County	\$27,610.76
Municipal & County	Chaves County	\$1,722.28
		<hr/> <hr/>
		\$29,333.04



New Mexico Taxation and Revenue Department



Combined Fuel Tax Distribution Report

Revenue Period: Jul-2018

Roswell

<u>Source</u>	<u>Destination</u>	<u>Amount</u>
Municipal & County	Roswell	\$35,047.76
Municipal Road	Roswell	\$22,388.51
		<hr/> <hr/>
		\$57,436.27



New Mexico Taxation and Revenue Department



Combined Fuel Tax Distribution Report

Revenue Period: Jul-2018

Dexter

<u>Source</u>	<u>Destination</u>	<u>Amount</u>
Municipal & County	Dexter	\$1,086.19
Municipal Road	Dexter	\$660.64
		<hr/> <hr/>
		\$1,746.83



New Mexico Taxation and Revenue Department




Combined Fuel Tax Distribution Report

Revenue Period: Jul-2018

Hagerman

<u>Source</u>	<u>Destination</u>	<u>Amount</u>
Municipal & County	Hagerman	\$920.78
Municipal Road	Hagerman	\$623.53
		<hr/> <hr/>
		\$1,544.31



New Mexico Taxation and Revenue Department



Combined Fuel Tax Distribution Report

Revenue Period: Jul-2018

Lake Arthur

<u>Source</u>	<u>Destination</u>	<u>Amount</u>
Municipal & County	Lake Arthur	\$46.28
Municipal Road	Lake Arthur	\$417.00
		<hr/> <hr/>
		\$463.28



New Mexico Taxation and Revenue Department



Combined Fuel Tax Distribution Report

Revenue Period: Jul-2018

Curry

<u>Source</u>	<u>Destination</u>	<u>Amount</u>
County Road	Curry	\$24,192.64
Municipal & County	Curry	\$5,147.13
		<hr/> <hr/>
		\$29,339.77



New Mexico Taxation and Revenue Department




Combined Fuel Tax Distribution Report

Revenue Period: Jul-2018

Clovis

<u>Source</u>	<u>Destination</u>	<u>Amount</u>
Municipal & County	Clovis	\$27,452.28
Municipal Road	Clovis	\$18,100.23
		<hr/> <hr/>
		\$45,552.51



New Mexico Taxation and Revenue Department




Combined Fuel Tax Distribution Report

Revenue Period: Jul-2018

Grady

<u>Source</u>	<u>Destination</u>	<u>Amount</u>
Municipal & County	Grady	\$59.48
Municipal Road	Grady	\$417.00
		<hr/> <hr/>
		\$476.48



New Mexico Taxation and Revenue Department




Combined Fuel Tax Distribution Report

Revenue Period: Jul-2018

Texico

<u>Source</u>	<u>Destination</u>	<u>Amount</u>
Municipal & County	Texico	\$1,390.42
Municipal Road	Texico	\$1,194.56
		<hr/> <hr/>
		\$2,584.98



New Mexico Taxation and Revenue Department



Combined Fuel Tax Distribution Report

Revenue Period: Jul-2018

Melrose

<u>Source</u>	<u>Destination</u>	<u>Amount</u>
Municipal & County	Melrose	\$962.54
Municipal Road	Melrose	\$578.53
		<hr/> <hr/>
		\$1,541.07



New Mexico Taxation and Revenue Department




Combined Fuel Tax Distribution Report

Revenue Period: Jul-2018

Lea County

<u>Source</u>	<u>Destination</u>	<u>Amount</u>
County Road	Lea County	\$27,415.93
Municipal & County	Lea County	\$643.02
		<hr/> <hr/>
		\$28,058.95



New Mexico Taxation and Revenue Department




Combined Fuel Tax Distribution Report

Revenue Period: Jul-2018

Hobbs

<u>Source</u>	<u>Destination</u>	<u>Amount</u>
Municipal & County	Hobbs	\$42,325.33
Municipal Road	Hobbs	\$24,108.40
		<hr/> <hr/>
		\$66,433.73



New Mexico Taxation and Revenue Department



Combined Fuel Tax Distribution Report

Revenue Period: Jul-2018

Eunice

<u>Source</u>	<u>Destination</u>	<u>Amount</u>
Municipal & County	Eunice	\$4,260.12
Municipal Road	Eunice	\$2,922.85
		<hr/> <hr/>
		\$7,182.97



New Mexico Taxation and Revenue Department




Combined Fuel Tax Distribution Report

Revenue Period: Jul-2018

Jal

<u>Source</u>	<u>Destination</u>	<u>Amount</u>
Municipal & County	Jal	\$6,902.75
Municipal Road	Jal	\$3,638.11
		<hr/> <hr/>
		\$10,540.86



New Mexico Taxation and Revenue Department



Combined Fuel Tax Distribution Report

Revenue Period: Jul-2018

Lovington

<u>Source</u>	<u>Destination</u>	<u>Amount</u>
Municipal & County	Lovington	\$9,718.89
Municipal Road	Lovington	\$5,731.58
		<hr/> <hr/>
		\$15,450.47



New Mexico Taxation and Revenue Department



Combined Fuel Tax Distribution Report

Revenue Period: Jul-2018

Tatum

<u>Source</u>	<u>Destination</u>	<u>Amount</u>
Municipal & County	Tatum	\$2,206.85
Municipal Road	Tatum	\$1,325.15
		<hr/> <hr/>
		\$3,532.00



New Mexico Taxation and Revenue Department



Combined Fuel Tax Distribution Report

Revenue Period: Jul-2018

Dona Ana County

<u>Source</u>	<u>Destination</u>	<u>Amount</u>
County Road	Dona Ana County	\$49,947.31
Municipal & County	Dona Ana County	\$7,004.99
		<hr/> <hr/>
		\$56,952.30



New Mexico Taxation and Revenue Department



Combined Fuel Tax Distribution Report

Revenue Period: Jul-2018

Las Cruces

<u>Source</u>	<u>Destination</u>	<u>Amount</u>
Municipal & County	Las Cruces	\$78,583.19
Municipal Road	Las Cruces	\$49,621.29
		<hr/> <hr/>
		\$128,204.48



New Mexico Taxation and Revenue Department



Combined Fuel Tax Distribution Report

Revenue Period: Jul-2018

Hatch

<u>Source</u>	<u>Destination</u>	<u>Amount</u>
Municipal & County	Hatch	\$55.52
Municipal Road	Hatch	\$417.00
		<hr/> <hr/>
		\$472.52



New Mexico Taxation and Revenue Department



Combined Fuel Tax Distribution Report

Revenue Period: Jul-2018

Mesilla

<u>Source</u>	<u>Destination</u>	<u>Amount</u>
Municipal & County	Mesilla	\$1.23
Municipal Road	Mesilla	\$417.00
		<hr/> <hr/>
		\$418.23



New Mexico Taxation and Revenue Department




Combined Fuel Tax Distribution Report

Revenue Period: Jul-2018

Sunland Park

<u>Source</u>	<u>Destination</u>	<u>Amount</u>
Municipal & County	Sunland Park	\$3,375.79
Municipal Road	Sunland Park	\$2,258.95
		<hr/> <hr/>
		\$5,634.74



New Mexico Taxation and Revenue Department



Combined Fuel Tax Distribution Report

Revenue Period: Jul-2018

Anthony

<u>Source</u>	<u>Destination</u>	<u>Amount</u>
Municipal & County	Anthony	\$81.00
Municipal Road	Anthony	\$417.00
		<hr/> <hr/>
		\$498.00



New Mexico Taxation and Revenue Department



Combined Fuel Tax Distribution Report

Revenue Period: Jul-2018

Grant County

<u>Source</u>	<u>Destination</u>	<u>Amount</u>
County Road	Grant County	\$13,169.08
Municipal & County	Grant County	\$1,087.22
		<hr/> <hr/>
		\$14,256.30



New Mexico Taxation and Revenue Department



Combined Fuel Tax Distribution Report

Revenue Period: Jul-2018

Silver City

<u>Source</u>	<u>Destination</u>	<u>Amount</u>
Municipal & County	Silver City	\$8,975.92
Municipal Road	Silver City	\$7,288.90
		<hr/> <hr/>
		\$16,264.82



New Mexico Taxation and Revenue Department




Combined Fuel Tax Distribution Report

Revenue Period: Jul-2018

Bayard

<u>Source</u>	<u>Destination</u>	<u>Amount</u>
Municipal & County	Bayard	\$740.15
Municipal Road	Bayard	\$417.00
		<hr/> <hr/>
		\$1,157.15



New Mexico Taxation and Revenue Department



Combined Fuel Tax Distribution Report

Revenue Period: Jul-2018

Santa Clara

<u>Source</u>	<u>Destination</u>	<u>Amount</u>
Municipal Road	Santa Clara	\$417.00
		<hr/>
		\$417.00



New Mexico Taxation and Revenue Department




Combined Fuel Tax Distribution Report

Revenue Period: Jul-2018

Hurley

<u>Source</u>	<u>Destination</u>	<u>Amount</u>
Municipal & County	Hurley	\$146.38
Municipal Road	Hurley	\$417.00
		<hr/> <hr/>
		\$563.38



New Mexico Taxation and Revenue Department



Combined Fuel Tax Distribution Report

Revenue Period: Jul-2018

Colfax County

<u>Source</u>	<u>Destination</u>	<u>Amount</u>
County Road	Colfax County	\$10,486.26
Municipal & County	Colfax County	\$2,132.21
		<hr/> <hr/>
		\$12,618.47



New Mexico Taxation and Revenue Department



Combined Fuel Tax Distribution Report

Revenue Period: Jul-2018

Raton

<u>Source</u>	<u>Destination</u>	<u>Amount</u>
Municipal & County	Raton	\$16,114.67
Municipal Road	Raton	\$6,075.28
		<hr/> <hr/>
		\$22,189.95



New Mexico Taxation and Revenue Department



Combined Fuel Tax Distribution Report

Revenue Period: Jul-2018

Maxwell

<u>Source</u>	<u>Destination</u>	<u>Amount</u>
Municipal & County	Maxwell	\$221.39
Municipal Road	Maxwell	\$417.00
		<hr/> <hr/>
		\$638.39



New Mexico Taxation and Revenue Department




Combined Fuel Tax Distribution Report

Revenue Period: Jul-2018

Springer

<u>Source</u>	<u>Destination</u>	<u>Amount</u>
Municipal & County	Springer	\$981.38
Municipal Road	Springer	\$1,562.23
		<hr/> <hr/>
		\$2,543.61



New Mexico Taxation and Revenue Department



Combined Fuel Tax Distribution Report

Revenue Period: Jul-2018

Cimarron

<u>Source</u>	<u>Destination</u>	<u>Amount</u>
Municipal & County	Cimarron	\$832.09
Municipal Road	Cimarron	\$1,581.35
		<hr/> <hr/>
		\$2,413.44



New Mexico Taxation and Revenue Department



Combined Fuel Tax Distribution Report

Revenue Period: Jul-2018

Eagle Nest

<u>Source</u>	<u>Destination</u>	<u>Amount</u>
Municipal & County	Eagle Nest	\$365.75
Municipal Road	Eagle Nest	\$417.00
		<hr/> <hr/>
		\$782.75



New Mexico Taxation and Revenue Department




Combined Fuel Tax Distribution Report

Revenue Period: Jul-2018

Angel Fire

<u>Source</u>	<u>Destination</u>	<u>Amount</u>
Municipal & County	Angel Fire	\$1,648.70
Municipal Road	Angel Fire	\$1,061.78
		<hr/> <hr/>
		\$2,710.48



New Mexico Taxation and Revenue Department




Combined Fuel Tax Distribution Report

Revenue Period: Jul-2018

QuayCounty

<u>Source</u>	<u>Destination</u>	<u>Amount</u>
County Road	QuayCounty	\$16,926.14
Municipal & County	QuayCounty	\$2,517.23
		<hr/> <hr/>
		\$19,443.37



New Mexico Taxation and Revenue Department



Combined Fuel Tax Distribution Report

Revenue Period: Jul-2018

Tucumcari

<u>Source</u>	<u>Destination</u>	<u>Amount</u>
Municipal & County	Tucumcari	\$14,144.67
Municipal Road	Tucumcari	\$8,391.57
		<hr/> <hr/>
		\$22,536.24



New Mexico Taxation and Revenue Department




Combined Fuel Tax Distribution Report

Revenue Period: Jul-2018

San Jon

<u>Source</u>	<u>Destination</u>	<u>Amount</u>
Municipal & County	San Jon	\$1,908.71
Municipal Road	San Jon	\$724.89
		<hr/> <hr/>
		\$2,633.60



New Mexico Taxation and Revenue Department



Combined Fuel Tax Distribution Report

Revenue Period: Jul-2018

Logan

<u>Source</u>	<u>Destination</u>	<u>Amount</u>
Municipal & County	Logan	\$2,023.80
Municipal Road	Logan	\$1,087.37
		<hr/> <hr/>
		\$3,111.17



New Mexico Taxation and Revenue Department



Combined Fuel Tax Distribution Report

Revenue Period: Jul-2018

House

<u>Source</u>	<u>Destination</u>	<u>Amount</u>
Municipal Road	House	\$417.00
		<hr/>
		\$417.00



New Mexico Taxation and Revenue Department




Combined Fuel Tax Distribution Report

Revenue Period: Jul-2018

Roosevelt County

<u>Source</u>	<u>Destination</u>	<u>Amount</u>
County Road	Roosevelt County	\$18,038.11
Municipal & County	Roosevelt County	\$319.99
		<hr/> <hr/>
		\$18,358.10



New Mexico Taxation and Revenue Department



Combined Fuel Tax Distribution Report

Revenue Period: Jul-2018

Portales

<u>Source</u>	<u>Destination</u>	<u>Amount</u>
Municipal & County	Portales	\$8,462.06
Municipal Road	Portales	\$6,073.29
		<hr/> <hr/>
		\$14,535.35



New Mexico Taxation and Revenue Department



Combined Fuel Tax Distribution Report

Revenue Period: Jul-2018

Elida

<u>Source</u>	<u>Destination</u>	<u>Amount</u>
Municipal & County	Elida	\$489.50
Municipal Road	Elida	\$417.00
		<hr/> <hr/>
		\$906.50



New Mexico Taxation and Revenue Department



Combined Fuel Tax Distribution Report

Revenue Period: Jul-2018

Dora

<u>Source</u>	<u>Destination</u>	<u>Amount</u>
Municipal & County	Dora	\$132.47
Municipal Road	Dora	\$417.00
		<hr/> <hr/>
		\$549.47



New Mexico Taxation and Revenue Department



Combined Fuel Tax Distribution Report

Revenue Period: Jul-2018

Causey

<u>Source</u>	<u>Destination</u>	<u>Amount</u>
Municipal & County	Causey	\$2.22
Municipal Road	Causey	\$417.00
		<hr/> <hr/>
		\$419.22



New Mexico Taxation and Revenue Department




Combined Fuel Tax Distribution Report

Revenue Period: Jul-2018

Floyd

<u>Source</u>	<u>Destination</u>	<u>Amount</u>
Municipal & County	Floyd	\$10.65
Municipal Road	Floyd	\$417.00
		<hr/> <hr/>
		\$427.65



New Mexico Taxation and Revenue Department




Combined Fuel Tax Distribution Report

Revenue Period: Jul-2018

San Miguel County

<u>Source</u>	<u>Destination</u>	<u>Amount</u>
County Road	San Miguel County	\$10,986.74
Municipal & County	San Miguel County	\$1,622.56
		<hr/> <hr/>
		\$12,609.30



New Mexico Taxation and Revenue Department



Combined Fuel Tax Distribution Report

Revenue Period: Jul-2018

Las Vegas

<u>Source</u>	<u>Destination</u>	<u>Amount</u>
Municipal & County	Las Vegas	\$19,753.77
Municipal Road	Las Vegas	\$11,296.29
		<hr/> <hr/>
		\$31,050.06



New Mexico Taxation and Revenue Department



Combined Fuel Tax Distribution Report

Revenue Period: Jul-2018

Pecos

<u>Source</u>	<u>Destination</u>	<u>Amount</u>
Municipal & County	Pecos	\$608.25
Municipal Road	Pecos	\$417.00
		<hr/> <hr/>
		\$1,025.25



New Mexico Taxation and Revenue Department



Combined Fuel Tax Distribution Report

Revenue Period: Jul-2018

McKinley County

<u>Source</u>	<u>Destination</u>	<u>Amount</u>
County Road	McKinley County	\$22,342.28
Municipal & County	McKinley County	\$13,811.21
		<hr/> <hr/>
		\$36,153.49



New Mexico Taxation and Revenue Department




Combined Fuel Tax Distribution Report

Revenue Period: Jul-2018

Gallup

<u>Source</u>	<u>Destination</u>	<u>Amount</u>
Municipal & County	Gallup	\$55,518.51
Municipal Road	Gallup	\$37,775.50
		<hr/> <hr/>
		\$93,294.01



New Mexico Taxation and Revenue Department



Combined Fuel Tax Distribution Report

Revenue Period: Jul-2018

Valencia County

<u>Source</u>	<u>Destination</u>	<u>Amount</u>
County Road	Valencia County	\$17,994.76
Municipal & County	Valencia County	\$1,930.48
		<hr/> <hr/>
		\$19,925.24



New Mexico Taxation and Revenue Department



Combined Fuel Tax Distribution Report

Revenue Period: Jul-2018

Rio Communities

<u>Source</u>	<u>Destination</u>	<u>Amount</u>
Municipal & County	Rio Communities	\$2,169.52
Municipal Road	Rio Communities	\$1,389.40
		<hr/> <hr/>
		\$3,558.92



New Mexico Taxation and Revenue Department




Combined Fuel Tax Distribution Report

Revenue Period: Jul-2018

Belen

<u>Source</u>	<u>Destination</u>	<u>Amount</u>
Municipal & County	Belen	\$11,619.06
Municipal Road	Belen	\$5,553.81
		<hr/> <hr/>
		\$17,172.87



New Mexico Taxation and Revenue Department



Combined Fuel Tax Distribution Report

Revenue Period: Jul-2018

Los Lunas

<u>Source</u>	<u>Destination</u>	<u>Amount</u>
Municipal & County	Los Lunas	\$22,454.02
Municipal Road	Los Lunas	\$16,204.29
		<hr/> <hr/>
		\$38,658.31



New Mexico Taxation and Revenue Department



Combined Fuel Tax Distribution Report

Revenue Period: Jul-2018

Peralta (City)

<u>Source</u>	<u>Destination</u>	<u>Amount</u>
Municipal & County	Peralta (City)	\$1,603.66
Municipal Road	Peralta (City)	\$417.00
		<hr/> <hr/>
		\$2,020.66



New Mexico Taxation and Revenue Department




Combined Fuel Tax Distribution Report

Revenue Period: Jul-2018

Bosque Farms

<u>Source</u>	<u>Destination</u>	<u>Amount</u>
Municipal & County	Bosque Farms	\$2,400.74
Municipal Road	Bosque Farms	\$1,630.58
		<hr/> <hr/>
		\$4,031.32



New Mexico Taxation and Revenue Department



Combined Fuel Tax Distribution Report

Revenue Period: Jul-2018

Otero County

<u>Source</u>	<u>Destination</u>	<u>Amount</u>
County Road	Otero County	\$30,076.10
Municipal & County	Otero County	\$3,588.19
		<hr/> <hr/>
		\$33,664.29



New Mexico Taxation and Revenue Department



Combined Fuel Tax Distribution Report

Revenue Period: Jul-2018

Alamogordo

<u>Source</u>	<u>Destination</u>	<u>Amount</u>
Municipal & County	Alamogordo	\$22,419.77
Municipal Road	Alamogordo	\$15,350.22
		<hr/> <hr/>
		\$37,769.99



New Mexico Taxation and Revenue Department



Combined Fuel Tax Distribution Report

Revenue Period: Jul-2018

Cloudcroft

<u>Source</u>	<u>Destination</u>	<u>Amount</u>
Municipal & County	Cloudcroft	\$1,179.91
Municipal Road	Cloudcroft	\$705.50
		<hr/> <hr/>
		\$1,885.41



New Mexico Taxation and Revenue Department



Combined Fuel Tax Distribution Report

Revenue Period: Jul-2018

Tularosa

<u>Source</u>	<u>Destination</u>	<u>Amount</u>
Municipal & County	Tularosa	\$2,961.21
Municipal Road	Tularosa	\$1,856.30
		<hr/> <hr/>
		\$4,817.51



New Mexico Taxation and Revenue Department




Combined Fuel Tax Distribution Report

Revenue Period: Jul-2018

San Juan County

<u>Source</u>	<u>Destination</u>	<u>Amount</u>
County Road	San Juan County	\$30,184.54
Municipal & County	San Juan County	\$33,780.41
		<hr/> <hr/>
		\$63,964.95



New Mexico Taxation and Revenue Department




Combined Fuel Tax Distribution Report

Revenue Period: Jul-2018

Farmington

<u>Source</u>	<u>Destination</u>	<u>Amount</u>
Municipal & County	Farmington	\$18,365.48
Municipal Road	Farmington	\$12,842.62
		<hr/> <hr/>
		\$31,208.10



New Mexico Taxation and Revenue Department




Combined Fuel Tax Distribution Report

Revenue Period: Jul-2018

Aztec

<u>Source</u>	<u>Destination</u>	<u>Amount</u>
Municipal & County	Aztec	\$8,051.59
Municipal Road	Aztec	\$5,126.33
		<hr/> <hr/>
		\$13,177.92



New Mexico Taxation and Revenue Department




Combined Fuel Tax Distribution Report

Revenue Period: Jul-2018

Bloomfield

<u>Source</u>	<u>Destination</u>	<u>Amount</u>
Municipal & County	Bloomfield	\$11,929.39
Municipal Road	Bloomfield	\$6,665.61
		<hr/> <hr/>
		\$18,595.00



New Mexico Taxation and Revenue Department



Combined Fuel Tax Distribution Report

Revenue Period: Jul-2018

Kirtland

<u>Source</u>	<u>Destination</u>	<u>Amount</u>
Municipal & County	Kirtland	\$4,389.88
Municipal Road	Kirtland	\$2,793.26
		<hr/> <hr/>
		\$7,183.14



New Mexico Taxation and Revenue Department




Combined Fuel Tax Distribution Report

Revenue Period: Jul-2018

Rio Arriba County

<u>Source</u>	<u>Destination</u>	<u>Amount</u>
County Road	Rio Arriba County	\$16,423.36
Municipal & County	Rio Arriba County	\$2,754.79
		<hr/> <hr/>
		\$19,178.15



New Mexico Taxation and Revenue Department



Combined Fuel Tax Distribution Report

Revenue Period: Jul-2018

Chama

<u>Source</u>	<u>Destination</u>	<u>Amount</u>
Municipal & County	Chama	\$2,081.29
Municipal Road	Chama	\$1,228.37
		<hr/> <hr/>
		\$3,309.66



New Mexico Taxation and Revenue Department



Combined Fuel Tax Distribution Report

Revenue Period: Jul-2018

Espanola (Rio Arriba & Santa Fe)

<u>Source</u>	<u>Destination</u>	<u>Amount</u>
Municipal & County	Espanola (Rio Arriba & Santa Fe)	\$14,626.16
Municipal Road	Espanola (Rio Arriba & Santa Fe)	\$10,219.30
		<hr/> <hr/>
		\$24,845.46



New Mexico Taxation and Revenue Department



Combined Fuel Tax Distribution Report

Revenue Period: Jul-2018

Union County

<u>Source</u>	<u>Destination</u>	<u>Amount</u>
County Road	Union County	\$15,448.26
Municipal & County	Union County	\$697.36
Union County	Finance Authority	-\$6,711.00
		<hr/> <hr/>
		\$9,434.62



New Mexico Taxation and Revenue Department



Combined Fuel Tax Distribution Report

Revenue Period: Jul-2018

Clayton

<u>Source</u>	<u>Destination</u>	<u>Amount</u>
Municipal & County	Clayton	\$4,910.37
Municipal Road	Clayton	\$2,833.93
		<hr/> <hr/>
		\$7,744.30



New Mexico Taxation and Revenue Department




Combined Fuel Tax Distribution Report

Revenue Period: Jul-2018

Des Moines

<u>Source</u>	<u>Destination</u>	<u>Amount</u>
Municipal & County	Des Moines	\$841.54
Municipal Road	Des Moines	\$417.00
		<hr/> <hr/>
		\$1,258.54



New Mexico Taxation and Revenue Department



Combined Fuel Tax Distribution Report

Revenue Period: Jul-2018

Grenville

<u>Source</u>	<u>Destination</u>	<u>Amount</u>
Municipal Road	Grenville	\$417.00
		<hr/>
		\$417.00



New Mexico Taxation and Revenue Department



Combined Fuel Tax Distribution Report

Revenue Period: Jul-2018

Folsom

<u>Source</u>	<u>Destination</u>	<u>Amount</u>
Municipal & County	Folsom	\$26.41
Municipal Road	Folsom	\$417.00
		<hr/> <hr/>
		\$443.41



New Mexico Taxation and Revenue Department



Combined Fuel Tax Distribution Report

Revenue Period: Jul-2018

Luna County

<u>Source</u>	<u>Destination</u>	<u>Amount</u>
County Road	Luna County	\$26,943.17
		<hr/>
		\$26,943.17



New Mexico Taxation and Revenue Department



Combined Fuel Tax Distribution Report

Revenue Period: Jul-2018

Deming

<u>Source</u>	<u>Destination</u>	<u>Amount</u>
Municipal & County	Deming	\$17,211.76
Municipal Road	Deming	\$12,196.01
		<hr/> <hr/>
		\$29,407.77



New Mexico Taxation and Revenue Department



Combined Fuel Tax Distribution Report

Revenue Period: Jul-2018

Columbus

<u>Source</u>	<u>Destination</u>	<u>Amount</u>
Municipal & County	Columbus	\$832.70
Municipal Road	Columbus	\$582.91
		<hr/> <hr/>
		\$1,415.61



New Mexico Taxation and Revenue Department



Combined Fuel Tax Distribution Report

Revenue Period: Jul-2018

Taos County

<u>Source</u>	<u>Destination</u>	<u>Amount</u>
County Road	Taos County	\$11,148.81
Municipal & County	Taos County	\$5,673.19
		<hr/> <hr/>
		\$16,822.00



New Mexico Taxation and Revenue Department



Combined Fuel Tax Distribution Report

Revenue Period: Jul-2018

Taos (City)

<u>Source</u>	<u>Destination</u>	<u>Amount</u>
Municipal & County	Taos (City)	\$10,696.34
Municipal Road	Taos (City)	\$7,048.28
		<hr/> <hr/>
		\$17,744.62



New Mexico Taxation and Revenue Department



Combined Fuel Tax Distribution Report

Revenue Period: Jul-2018

Questa

<u>Source</u>	<u>Destination</u>	<u>Amount</u>
Municipal & County	Questa	\$1,668.91
Municipal Road	Questa	\$715.67
		<hr/> <hr/>
		\$2,384.58



New Mexico Taxation and Revenue Department



Combined Fuel Tax Distribution Report

Revenue Period: Jul-2018

Red River

<u>Source</u>	<u>Destination</u>	<u>Amount</u>
Municipal & County	Red River	\$620.67
Municipal Road	Red River	\$417.00
		<hr/> <hr/>
		\$1,037.67



New Mexico Taxation and Revenue Department




Combined Fuel Tax Distribution Report

Revenue Period: Jul-2018

Taos Ski Valley

<u>Source</u>	<u>Destination</u>	<u>Amount</u>
Municipal & County	Taos Ski Valley	\$32.77
Municipal Road	Taos Ski Valley	\$417.00
		<hr/> <hr/>
		\$449.77



New Mexico Taxation and Revenue Department




Combined Fuel Tax Distribution Report

Revenue Period: Jul-2018

Sierra County

<u>Source</u>	<u>Destination</u>	<u>Amount</u>
County Road	Sierra County	\$8,809.39
Municipal & County	Sierra County	\$225.27
		<hr/> <hr/>
		\$9,034.66



New Mexico Taxation and Revenue Department



Combined Fuel Tax Distribution Report

Revenue Period: Jul-2018

Truth or Consequences

<u>Source</u>	<u>Destination</u>	<u>Amount</u>
Municipal & County	Truth or Consequences	\$4,469.81
Municipal Road	Truth or Consequences	\$2,724.36
		<hr/> <hr/>
		\$7,194.17



New Mexico Taxation and Revenue Department




Combined Fuel Tax Distribution Report

Revenue Period: Jul-2018

Williamsburg

<u>Source</u>	<u>Destination</u>	<u>Amount</u>
Municipal & County	Williamsburg	\$1,808.16
Municipal Road	Williamsburg	\$949.96
		<hr/> <hr/>
		\$2,758.12



New Mexico Taxation and Revenue Department




Combined Fuel Tax Distribution Report

Revenue Period: Jul-2018

Elephant Butte

<u>Source</u>	<u>Destination</u>	<u>Amount</u>
Municipal & County	Elephant Butte	\$1,646.26
Municipal Road	Elephant Butte	\$901.07
		<hr/> <hr/>
		\$2,547.33



New Mexico Taxation and Revenue Department




Combined Fuel Tax Distribution Report

Revenue Period: Jul-2018

Torrance County

<u>Source</u>	<u>Destination</u>	<u>Amount</u>
County Road	Torrance County	\$14,638.35
Municipal & County	Torrance County	\$18.59
		<hr/> <hr/>
		\$14,656.94



New Mexico Taxation and Revenue Department



Combined Fuel Tax Distribution Report

Revenue Period: Jul-2018

Mountainair

<u>Source</u>	<u>Destination</u>	<u>Amount</u>
Municipal & County	Mountainair	\$935.64
Municipal Road	Mountainair	\$634.74
		<hr/> <hr/>
		\$1,570.38



New Mexico Taxation and Revenue Department



Combined Fuel Tax Distribution Report

Revenue Period: Jul-2018

Moriarty

<u>Source</u>	<u>Destination</u>	<u>Amount</u>
Municipal & County	Moriarty	\$13,290.50
Municipal Road	Moriarty	\$7,841.34
		<hr/> <hr/>
		\$21,131.84



New Mexico Taxation and Revenue Department



Combined Fuel Tax Distribution Report

Revenue Period: Jul-2018

Willard

<u>Source</u>	<u>Destination</u>	<u>Amount</u>
Municipal Road	Willard	\$417.00
		<hr/>
		\$417.00



New Mexico Taxation and Revenue Department



Combined Fuel Tax Distribution Report

Revenue Period: Jul-2018

Encino

<u>Source</u>	<u>Destination</u>	<u>Amount</u>
Municipal & County	Encino	\$1,737.63
Municipal Road	Encino	\$906.36
		<hr/> <hr/>
		\$2,643.99



New Mexico Taxation and Revenue Department




Combined Fuel Tax Distribution Report

Revenue Period: Jul-2018

Estancia

<u>Source</u>	<u>Destination</u>	<u>Amount</u>
Municipal & County	Estancia	\$1,013.51
Municipal Road	Estancia	\$753.97
		<hr/> <hr/>
		\$1,767.48



New Mexico Taxation and Revenue Department



Combined Fuel Tax Distribution Report

Revenue Period: Jul-2018

Hidalgo County

<u>Source</u>	<u>Destination</u>	<u>Amount</u>
County Road	Hidalgo County	\$8,476.87
Municipal & County	Hidalgo County	\$720.12
		<hr/> <hr/>
		\$9,196.99



New Mexico Taxation and Revenue Department



Combined Fuel Tax Distribution Report

Revenue Period: Jul-2018

Lordsburg

<u>Source</u>	<u>Destination</u>	<u>Amount</u>
Municipal & County	Lordsburg	\$10,844.55
Municipal Road	Lordsburg	\$7,260.13
		<hr/> <hr/>
		\$18,104.68



New Mexico Taxation and Revenue Department



Combined Fuel Tax Distribution Report

Revenue Period: Jul-2018

Virden

<u>Source</u>	<u>Destination</u>	<u>Amount</u>
Municipal Road	Virden	\$417.00
		<hr/>
		\$417.00



New Mexico Taxation and Revenue Department



Combined Fuel Tax Distribution Report

Revenue Period: Jul-2018

Guadalupe County

<u>Source</u>	<u>Destination</u>	<u>Amount</u>
County Road	Guadalupe County	\$12,417.23
Municipal & County	Guadalupe County	\$3,578.89
		<hr/> <hr/>
		\$15,996.12



New Mexico Taxation and Revenue Department



Combined Fuel Tax Distribution Report

Revenue Period: Jul-2018

Santa Rosa

<u>Source</u>	<u>Destination</u>	<u>Amount</u>
Municipal & County	Santa Rosa	\$14,004.94
Municipal Road	Santa Rosa	\$8,070.15
		<hr/> <hr/>
		\$22,075.09



New Mexico Taxation and Revenue Department



Combined Fuel Tax Distribution Report

Revenue Period: Jul-2018

Vaughn

<u>Source</u>	<u>Destination</u>	<u>Amount</u>
Municipal & County	Vaughn	\$2,834.03
Municipal Road	Vaughn	\$1,625.87
		<hr/> <hr/>
		\$4,459.90



New Mexico Taxation and Revenue Department




Combined Fuel Tax Distribution Report

Revenue Period: Jul-2018

Socorro County

<u>Source</u>	<u>Destination</u>	<u>Amount</u>
County Road	Socorro County	\$19,596.32
Municipal & County	Socorro County	\$4,031.47
		<hr/> <hr/>
		\$23,627.79



New Mexico Taxation and Revenue Department




Combined Fuel Tax Distribution Report

Revenue Period: Jul-2018

Socorro (City)

<u>Source</u>	<u>Destination</u>	<u>Amount</u>
Municipal & County	Socorro (City)	\$5,912.40
Municipal Road	Socorro (City)	\$5,113.88
		<hr/> <hr/>
		\$11,026.28



New Mexico Taxation and Revenue Department



Combined Fuel Tax Distribution Report

Revenue Period: Jul-2018

Magdalena

<u>Source</u>	<u>Destination</u>	<u>Amount</u>
Municipal & County	Magdalena	\$276.49
Municipal Road	Magdalena	\$536.29
		<hr/> <hr/>
		\$812.78



New Mexico Taxation and Revenue Department




Combined Fuel Tax Distribution Report

Revenue Period: Jul-2018

Lincoln County

<u>Source</u>	<u>Destination</u>	<u>Amount</u>
County Road	Lincoln County	\$13,038.84
Municipal & County	Lincoln County	\$3,583.81
		<hr/> <hr/>
		\$16,622.65



New Mexico Taxation and Revenue Department



Combined Fuel Tax Distribution Report

Revenue Period: Jul-2018

Ruidoso

<u>Source</u>	<u>Destination</u>	<u>Amount</u>
Municipal & County	Ruidoso	\$7,645.84
Municipal Road	Ruidoso	\$4,573.72
		<hr/> <hr/>
		\$12,219.56



New Mexico Taxation and Revenue Department



Combined Fuel Tax Distribution Report

Revenue Period: Jul-2018

Capitan

<u>Source</u>	<u>Destination</u>	<u>Amount</u>
Municipal & County	Capitan	\$922.64
Municipal Road	Capitan	\$627.42
		<hr/> <hr/>
		\$1,550.06



New Mexico Taxation and Revenue Department



Combined Fuel Tax Distribution Report

Revenue Period: Jul-2018

Carrizozo

<u>Source</u>	<u>Destination</u>	<u>Amount</u>
Municipal & County	Carrizozo	\$1,878.93
Municipal Road	Carrizozo	\$1,140.60
		<hr/> <hr/>
		\$3,019.53



New Mexico Taxation and Revenue Department



Combined Fuel Tax Distribution Report

Revenue Period: Jul-2018

Corona

<u>Source</u>	<u>Destination</u>	<u>Amount</u>
Municipal & County	Corona	\$298.46
Municipal Road	Corona	\$417.00
		<hr/> <hr/>
		\$715.46



New Mexico Taxation and Revenue Department




Combined Fuel Tax Distribution Report

Revenue Period: Jul-2018

Ruidoso Downs

<u>Source</u>	<u>Destination</u>	<u>Amount</u>
Municipal & County	Ruidoso Downs	\$553.24
Municipal Road	Ruidoso Downs	\$417.00
		<hr/> <hr/>
		\$970.24



New Mexico Taxation and Revenue Department



Combined Fuel Tax Distribution Report

Revenue Period: Jul-2018

De Baca County

<u>Source</u>	<u>Destination</u>	<u>Amount</u>
County Road	De Baca County	\$9,870.10
Municipal & County	De Baca County	\$14.90
		<hr/> <hr/>
		\$9,885.00



New Mexico Taxation and Revenue Department



Combined Fuel Tax Distribution Report

Revenue Period: Jul-2018

Fort Sumner

<u>Source</u>	<u>Destination</u>	<u>Amount</u>
Municipal & County	Fort Sumner	\$1,732.14
Municipal Road	Fort Sumner	\$1,033.62
		<hr/> <hr/>
		\$2,765.76



New Mexico Taxation and Revenue Department



Combined Fuel Tax Distribution Report

Revenue Period: Jul-2018

Catron County

<u>Source</u>	<u>Destination</u>	<u>Amount</u>
County Road	Catron County	\$12,158.69
Municipal & County	Catron County	\$1,036.71
		<hr/> <hr/>
		\$13,195.40



New Mexico Taxation and Revenue Department



Combined Fuel Tax Distribution Report

Revenue Period: Jul-2018

Reserve

<u>Source</u>	<u>Destination</u>	<u>Amount</u>
Municipal & County	Reserve	\$312.78
Municipal Road	Reserve	\$417.00
		<hr/> <hr/>
		\$729.78



New Mexico Taxation and Revenue Department




Combined Fuel Tax Distribution Report

Revenue Period: Jul-2018

Sandoval County

<u>Source</u>	<u>Destination</u>	<u>Amount</u>
County Road	Sandoval County	\$39,681.42
Municipal & County	Sandoval County	\$428.64
		<hr/> <hr/>
		\$40,110.06



New Mexico Taxation and Revenue Department



Combined Fuel Tax Distribution Report

Revenue Period: Jul-2018

Bernalillo City

<u>Source</u>	<u>Destination</u>	<u>Amount</u>
Municipal & County	Bernalillo City	\$18,483.66
Municipal Road	Bernalillo City	\$11,253.62
		<hr/> <hr/>
		\$29,737.28



New Mexico Taxation and Revenue Department



Combined Fuel Tax Distribution Report

Revenue Period: Jul-2018

Jemez Springs

<u>Source</u>	<u>Destination</u>	<u>Amount</u>
Municipal Road	Jemez Springs	\$417.00
		<hr/>
		\$417.00



New Mexico Taxation and Revenue Department




Combined Fuel Tax Distribution Report

Revenue Period: Jul-2018

Cuba

<u>Source</u>	<u>Destination</u>	<u>Amount</u>
Municipal & County	Cuba	\$3,681.09
Municipal Road	Cuba	\$2,632.11
		<hr/> <hr/>
		\$6,313.20



New Mexico Taxation and Revenue Department




Combined Fuel Tax Distribution Report

Revenue Period: Jul-2018

Edgewood (Sandoval)

<u>Source</u>	<u>Destination</u>	<u>Amount</u>
Municipal Road	Edgewood (Sandoval)	\$417.00
		<hr/>
		\$417.00



New Mexico Taxation and Revenue Department



Combined Fuel Tax Distribution Report

Revenue Period: Jul-2018

San Ysidro

<u>Source</u>	<u>Destination</u>	<u>Amount</u>
Municipal & County	San Ysidro	\$1,017.09
Municipal Road	San Ysidro	\$637.00
		<hr/> <hr/>
		\$1,654.09



New Mexico Taxation and Revenue Department




Combined Fuel Tax Distribution Report

Revenue Period: Jul-2018

Corrales (Sandoval & Bernalillo)

<u>Source</u>	<u>Destination</u>	<u>Amount</u>
Municipal & County	Corrales (Sandoval & Bernalillo)	\$580.06
Municipal Road	Corrales (Sandoval & Bernalillo)	\$417.00
		<hr/> <hr/>
		\$997.06



New Mexico Taxation and Revenue Department



Combined Fuel Tax Distribution Report

Revenue Period: Jul-2018

Rio Rancho (Sandoval & Bernalillo)

<u>Source</u>	<u>Destination</u>	<u>Amount</u>
Municipal & County	Rio Rancho (Sandoval & Bernalillo)	\$32,936.45
Municipal Road	Rio Rancho (Sandoval & Bernalillo)	\$22,033.07
		<hr/> <hr/>
		\$54,969.52



New Mexico Taxation and Revenue Department



Combined Fuel Tax Distribution Report

Revenue Period: Jul-2018

Mora County

<u>Source</u>	<u>Destination</u>	<u>Amount</u>
County Road	Mora County	\$6,417.21
Municipal & County	Mora County	\$1,680.57
Mora County	Finance Authority	-\$4,840.17
		<hr/> <hr/>
		\$3,257.61



New Mexico Taxation and Revenue Department




Combined Fuel Tax Distribution Report

Revenue Period: Jul-2018

Wagon Mound

<u>Source</u>	<u>Destination</u>	<u>Amount</u>
Municipal & County	Wagon Mound	\$1,664.20
Municipal Road	Wagon Mound	\$946.42
		<hr/> <hr/>
		\$2,610.62



New Mexico Taxation and Revenue Department




Combined Fuel Tax Distribution Report

Revenue Period: Jul-2018

Harding County

<u>Source</u>	<u>Destination</u>	<u>Amount</u>
County Road	Harding County	\$7,311.11
Municipal & County	Harding County	\$27.23
		<hr/> <hr/>
		\$7,338.34



New Mexico Taxation and Revenue Department




Combined Fuel Tax Distribution Report

Revenue Period: Jul-2018

Roy

<u>Source</u>	<u>Destination</u>	<u>Amount</u>
Municipal & County	Roy	\$4.06
Municipal Road	Roy	\$417.00
		<hr/> <hr/>
		\$421.06



New Mexico Taxation and Revenue Department




Combined Fuel Tax Distribution Report

Revenue Period: Jul-2018

Mosquero (Harding & San Miguel)

<u>Source</u>	<u>Destination</u>	<u>Amount</u>
Municipal & County	Mosquero (Harding & San Miguel)	\$4.65
Municipal Road	Mosquero (Harding & San Miguel)	\$417.00
		<hr/> <hr/>
		\$421.65



New Mexico Taxation and Revenue Department



Combined Fuel Tax Distribution Report

Revenue Period: Jul-2018

Los Alamos City/County

<u>Source</u>	<u>Destination</u>	<u>Amount</u>
County Road	Los Alamos City/County	\$4,847.53
Municipal & County	Los Alamos City/County	\$15,745.36
Municipal Road	Los Alamos City/County	\$5,404.09
		<hr/> <hr/>
		\$25,996.98



New Mexico Taxation and Revenue Department



Combined Fuel Tax Distribution Report

Revenue Period: Jul-2018

Cibola County

<u>Source</u>	<u>Destination</u>	<u>Amount</u>
County Road	Cibola County	\$11,003.95
Municipal & County	Cibola County	\$1,935.28
		<hr/> <hr/>
		\$12,939.23



New Mexico Taxation and Revenue Department



Combined Fuel Tax Distribution Report

Revenue Period: Jul-2018

Milan

<u>Source</u>	<u>Destination</u>	<u>Amount</u>
Municipal & County	Milan	\$5,955.70
Municipal Road	Milan	\$3,342.41
		<hr/> <hr/>
		\$9,298.11



New Mexico Taxation and Revenue Department




Combined Fuel Tax Distribution Report

Revenue Period: Jul-2018

Grants

<u>Source</u>	<u>Destination</u>	<u>Amount</u>
Municipal & County	Grants	\$6,344.94
Municipal Road	Grants	\$4,291.40
		<hr/> <hr/>
		\$10,636.34



New Mexico Taxation and Revenue Department



Combined Fuel Tax Distribution Report

Revenue Period: Jul-2018

Payments - FID

<u>Source</u>	<u>Destination</u>	<u>Amount</u>
Payments - FID	Cash	-\$50,222.01
Cash	Payments - FID	\$85,556.95
General Fund - FID	Payments - FID	\$343,107.14
Refunds - FID	Payments - FID	\$645.00
Payments - FID	General Fund - FID	-\$123,808.51
Payments - FID	Refunds - FID	-\$208,746.44
		<hr/> <hr/>
		\$46,532.13



New Mexico Taxation and Revenue Department



Combined Fuel Tax Distribution Report

Revenue Period: Jul-2018

General Fund - FID

<u>Source</u>	<u>Destination</u>	<u>Amount</u>
General Fund - FID	Payments - FID	-\$343,107.14
Payments - FID	General Fund - FID	\$123,808.51
Refunds - FID	General Fund - FID	\$3,314.00
General Fund - FID	Refunds - FID	-\$5,235.00
		<hr/> <hr/>
		-\$221,219.63



New Mexico Taxation and Revenue Department



Combined Fuel Tax Distribution Report

Revenue Period: Jul-2018

Refunds - FID

<u>Source</u>	<u>Destination</u>	<u>Amount</u>
Refunds - FID	Payments - FID	-\$645.00
Refunds - FID	General Fund - FID	-\$3,314.00
Payments - FID	Refunds - FID	\$208,746.44
General Fund - FID	Refunds - FID	\$5,235.00
		<hr/> <hr/>
		\$210,022.44



New Mexico Taxation and Revenue Department



Combined Fuel Tax Distribution Report

Revenue Period: Jul-2018

Payments - FTA

<u>Source</u>	<u>Destination</u>	<u>Amount</u>
Payments - FTA	Cash	-\$307.67
Cash	Payments - FTA	\$128,239.99
Foreign Jurisdictions - FTA	Payments - FTA	\$2,224.53
General Fund - FTA	Payments - FTA	\$3,501.50
Local Government Road (SF) - FTA	Payments - FTA	\$23,049.62
State Road (SF) - FTA	Payments - FTA	\$211,700.13
Payments - FTA	Foreign Jurisdictions - FTA	-\$321,799.68
Payments - FTA	General Fund - FTA	-\$1,571.37
Payments - FTA	Local Government Road (SF) - FTA	-\$317.85
Payments - FTA	Refunds - FTA	-\$97.66
Payments - FTA	State Road (SF) - FTA	-\$5,469.12
		\$39,152.42



New Mexico Taxation and Revenue Department




Combined Fuel Tax Distribution Report

Revenue Period: Jul-2018

Foreign Jurisdictions - FTA

<u>Source</u>	<u>Destination</u>	<u>Amount</u>
Foreign Jurisdictions - FTA	Payments - FTA	-\$2,224.53
Payments - FTA	Foreign Jurisdictions - FTA	\$321,799.68
		<hr/> <hr/>
		\$319,575.15



New Mexico Taxation and Revenue Department




Combined Fuel Tax Distribution Report

Revenue Period: Jul-2018

General Fund - FTA

<u>Source</u>	<u>Destination</u>	<u>Amount</u>
General Fund - FTA	Payments - FTA	-\$3,501.50
Payments - FTA	General Fund - FTA	\$1,571.37
		<hr/> <hr/>
		-\$1,930.13



New Mexico Taxation and Revenue Department




Combined Fuel Tax Distribution Report

Revenue Period: Jul-2018

Local Government Road (SF) - FTA

<u>Source</u>	<u>Destination</u>	<u>Amount</u>
Local Government Road (SF) - FTA	Payments - FTA	-\$23,049.62
Payments - FTA	Local Government Road (SF) - FTA	\$317.85
		<hr/> <hr/> -\$22,731.77



New Mexico Taxation and Revenue Department



Combined Fuel Tax Distribution Report

Revenue Period: Jul-2018

Refunds - FTA

<u>Source</u>	<u>Destination</u>	<u>Amount</u>
Payments - FTA	Refunds - FTA	\$97.66
		<hr/>
		\$97.66



New Mexico Taxation and Revenue Department



Combined Fuel Tax Distribution Report

Revenue Period: Jul-2018

State Road (SF) - FTA

<u>Source</u>	<u>Destination</u>	<u>Amount</u>
State Road (SF) - FTA	Payments - FTA	-\$211,700.13
Payments - FTA	State Road (SF) - FTA	\$5,469.12
		<hr/> <hr/>
		-\$206,231.01



New Mexico Taxation and Revenue Department




Combined Fuel Tax Distribution Report

Revenue Period: Jul-2018

Payments - FTJ

<u>Source</u>	<u>Destination</u>	<u>Amount</u>
Cash	Payments - FTJ	\$86,341.80
Payments - FTJ	Local Government Road (SF) - FTJ	-\$137.72
Payments - FTJ	State Road (SF) - FTJ	-\$1,308.95
		<hr/> <hr/>
		\$84,895.13



New Mexico Taxation and Revenue Department



Combined Fuel Tax Distribution Report

Revenue Period: Jul-2018

Local Government Road (SF) - FTJ

<u>Source</u>	<u>Destination</u>	<u>Amount</u>
Payments - FTJ	Local Government Road (SF) - FTJ	\$137.72
		<hr/> <hr/>
		\$137.72



New Mexico Taxation and Revenue Department



Combined Fuel Tax Distribution Report

Revenue Period: Jul-2018

State Road (SF) - FTJ

<u>Source</u>	<u>Destination</u>	<u>Amount</u>
Payments - FTJ	State Road (SF) - FTJ	\$1,308.95
		<hr/>
		\$1,308.95



New Mexico Taxation and Revenue Department



Combined Fuel Tax Distribution Report

Revenue Period: Jul-2018

