


New Mexico Taxation and Revenue Department  
**GROSS RECEIPTS TAX RETURN**



This report can be filed online at <https://tap.state.nm.us> OR  
Mail to: Taxation and Revenue Department,  
P.O. Box 25128, Santa Fe, NM 87504-5128

New Mexico Business Tax Identification Number (NMBTIN)		
Federal Employer Identification Number (FEIN)	Social Security Number (SSN)	
Business Name (Print)		
<input type="checkbox"/> If the address is new or changed, mark this box. If there are any additional changes to your NMBTIN please complete and send in <a href="#">ACD-31015, Business Tax Registration Application and Update Form</a> .		
Mailing Address (Number and street)		
City	State	Postal/ZIP Code
If foreign address, enter country	Foreign Province or state	
E-mail address	Phone Number	

Tax Period	
Beginning (MM/DD/CCYY)	Ending (MM/DD/CCYY)

Amended Return
<input type="checkbox"/> <b>Amended Return</b> Check the box above <b>only</b> if you are amending over your original return. Be sure to fill out this return as it should have been originally filed for the specified <b>Tax Period</b> . The amended return will override all information reported on your original return. <b>Reason for amending</b> , see instructions for more information.  <b>IMPORTANT:</b> If your amended return will result in an overpayment or refund due, you <b>must</b> attach <a href="#">RPD-41071, Application For Refund</a> and supporting documentation to justify your refund request. Incomplete requests can result in a refund delay, request for information, or denial.  <b>Reason for amending:</b> _____ _____ _____

Column A	Column B	Column C	Column D	Column E	Column F	Column G	Column H	Column I
Municipality/ County Name	Location Code	Special Rate Code	Gross Receipts (excluding Tax)	Deduction Code	Deduction Amount	Taxable Gross Receipts	Tax Rate	Gross Receipts Tax Due
Enter the total amount of gross receipts (excluding tax) here:						A. Enter the total amount of gross receipts tax due here:		+
If Schedule A pages are attached, enter total of columns D and I:						B. Enter the total amount of gross receipts tax from all Schedule A pages:		+

- Total Gross Receipts Tax.** (Add line A and B, enter amount here) .....
- Business-Related tax credits applied, from Schedule CR, line A. Attach Schedule CR.** (This line cannot be more than line 1) .....
- Net Tax.** (Subtract line 2 from line 1, enter amount here).....
- Penalty.** .....
- Interest.** .....
- Total Amount Due.** (Add lines 3, 4, and 5, enter amount here).....
- Refundable business-related tax credits applied, from Schedule CR, line B. Attach Schedule CR.** .....
- Overpayment. Attach RPD-41071** (Subtract line 6 from line 7, enter amount here).....


1.	=
2.	-
3.	=
4.	+
5.	+
6.	=
7.	-
8.	=

<b>Fuel Only</b>	Total amount of taxable gross receipts attributable to the sale of fuel specially prepared and sold for use in turboprop or jet-type engine. (This line replaces RPD-41296, which has been retired)	
------------------	---	--

I declare that I have examined this return including any accompanying schedules and statements, and to the best of my knowledge and belief, it is true, correct and complete.

Signature of taxpayer or authorized agent	Print Name	Title	Date
---	------------	-------	------

**GROSS RECEIPTS TAX**  
**Schedule A**



Use this page if additional space is needed to report gross receipts from multiple locations. Attach this page to the Form TRD-41413.


Page \_\_\_\_\_ of \_\_\_\_\_

<b>New Mexico Business Tax Identification Number - NMBTIN (Print)</b>	<b>Tax Period</b>	
	Beginning (MM/DD/CCYY)	Ending (MM/DD/CCYY)

Do not submit a photocopy of these forms to the Department. If additional space is needed, please obtain an original form from your local district office, consider filing an electronic return through the Department's online filing system the taxpayer access point (TAP) or download the form from our website at [www.tax.newmexico.gov](http://www.tax.newmexico.gov).

Column A	Column B	Column C	Column D	Column E	Column F	Column G	Column H	Column I
Municipality/ County Name	Location Code	Special Rate Code	Gross Receipts (excluding Tax)	Deduction Code	Deduction Amount	Taxable Gross Receipts	Tax Rate	Gross Receipts Tax Due
Enter the total amount of gross receipts (excluding tax) here:						Enter the total amount of gross receipts tax due here:		

**GROSS RECEIPTS TAX  
BUSINESS-RELATED TAX CREDIT  
Schedule CR**



Business Name (Print)

New Mexico Business Tax Identification Number- NMBTIN

Use this schedule to claim the business-related tax credits listed on this form that you may take against New Mexico gross receipts tax. If applicable, you may also claim the refundable portion of approved tax credits using this schedule. On your TRD-41413, *Gross Receipts Tax Return*, line 2, enter the total tax credits you claimed on line A of this schedule to apply to tax due. On TRD-41413, line 3, enter the total refundable part of the tax credits claimed on line B of this schedule. Be sure to attach the appropriate backup documentation to support each tax credit. When claiming these credits, you must attach Schedule CR to your TRD-41413. To calculate the amount you may claim for any tax year, refer to the claim form for the credit, or if no claim form, refer to the instructions. **For a complete description of the credits, see the TRD-41413 instructions and FYI-106, *Claiming Business-Related Tax Credits for Individuals and Businesses*.**

**Credit Type Code Credit Name and Attachments Required to Claim Credit**

**Non-Refundable (claim credits in column C only)**

- A01 Affordable housing tax credit. Attach RPD-41301 and MFA investment vouchers.
- A04 Advanced energy tax credit. Attach RPD-41334 and approval letter. (GRT excluding local options) Repealed July 1, 2023
- A06 Alternative energy product manufacturers tax credit. Attach RPD-41331. (GRT excluding local options)
- B03 Biodiesel blending facility tax credit. Attach RPD-41321.
- H01 High-wage Jobs tax credit. Attach RPD-41290. (GRT excluding local options)
- I01 Investment tax credit. Attach RPD-41212.
- L02 Laboratory partnership with small business tax credit. Attach RPD-41325. (GRT excluding local options)
- R01 Rural job tax credit. Attach RPD-41243. (GRT excluding local options)
- T03 Technology readiness gross receipts tax credit. Attach TRD-41407. (GRT excluding local options)
- U01 Unpaid Doctor Services Credit. Attach RPD-41323.

**Refundable (apply credit amount to tax due in column C and amount to refund in column D)**

- H01 High-wage Jobs tax credit. RPD-41290. (GRT excluding local options)
- I01 Investment tax credit. Attach RPD-41212.
- T02 Technology jobs and research and development (additional) tax credit. Attach RPD-41386.

**Important:** Fill out columns A-D, rows 1-20 if applicable. Incomplete claim forms may result in denial of the credit. You must use the table below, substitute schedules or tables are not allowed.

	<u>Column A</u>	<u>Column B</u>	<u>Column C</u>	<u>Column D</u>
	Credit Type Code	Credit Approval Number	Amount of Credit Applied to Tax Due	Amount of Credit to Refund
1.				
2.				
3.				
4.				
5.				
6.				
7.				
8.				
9.				
10.				
11.				
12.				
13.				
14.				
15.				
16.				
17.				
18.				
19.				
20.				


**A. TOTAL applied to tax liability due**.....

Enter the sum of column C. Also enter this amount on TRD-41413, page 1, line 2.  
If you are claiming more that 20 credits, include the amounts from your Supplemental Schedule CR.

**B. TOTAL portion of tax credits to refund (credit type H01, I01, and T02)**.....

Enter the sum of column D. Also enter this amount on TRD-41413, page 1, line 7.  
If claiming more than 20 credits, include all refundable amounts of credit type H01, I01, and T02 from your Supplemental Schedule CR.

**GROSS RECEIPTS TAX  
BUSINESS-RELATED TAX CREDIT  
Supplemental Schedule CR**



Business Name (Print)

New Mexico Business Tax Identification Number- NMBTIN

If you are claiming more than twenty tax credits on your TRD-41413, *Gross Receipts Return*, use this Supplemental Schedule CR. Claim the first twenty on Schedule CR and then claim the twenty first and any additional credits on a Supplemental Schedule CR. The credit type codes and names are listed on Schedule CR.

	<u>Column A</u>	<u>Column B</u>	<u>Column C</u>	<u>Column D</u>
	Credit Type Code	Credit Approval Number	Amount of Credit Applied to Tax Due	Amount of Credit to Refund
21.				
22.				
23.				
24.				
25.				
26.				
27.				
28.				
29.				
30.				
31.				
32.				
33.				
34.				
35.				
36.				
37.				
38.				
39.				
40.				
41.				
42.				
43.				
44.				
45.				

Total applied on this sheet .....

Enter the sum of column C. Include this amount on Schedule CR, line A.

Portion of tax credits to refund (credit type H01, I01, and T02).....

Enter the sum of column D. Include this amount on Schedule CR, line B.

If you need more space, use multiple Supplemental Schedules CRs.

**You must attach Schedule CR and all Supplemental Schedules CRs to your TRD-41413.  
If they are not attached, the Department denies any additional tax credit claims.**