

New Mexico Taxation and Revenue Department



Combined Fuel Tax Distribution Report

Revenue Period: Aug-2018

Santa Fe County

<u>Source</u>	<u>Destination</u>	<u>Amount</u>
County Road	Santa Fe County	\$35,509.92
Municipal & County	Santa Fe County	\$7,225.99
		<hr/> <hr/>
		\$42,735.91



New Mexico Taxation and Revenue Department



Combined Fuel Tax Distribution Report

Revenue Period: Aug-2018

Santa Fe (City)

<u>Source</u>	<u>Destination</u>	<u>Amount</u>
Municipal & County	Santa Fe (City)	\$75,572.35
Municipal Road	Santa Fe (City)	\$51,598.41
		<hr/> <hr/>
		\$127,170.76



New Mexico Taxation and Revenue Department



Combined Fuel Tax Distribution Report

Revenue Period: Aug-2018

Edgewood

<u>Source</u>	<u>Destination</u>	<u>Amount</u>
Municipal & County	Edgewood	\$7,630.44
Municipal Road	Edgewood	\$5,426.14
		<hr/> <hr/>
		\$13,056.58



New Mexico Taxation and Revenue Department



Combined Fuel Tax Distribution Report

Revenue Period: Aug-2018

Bernalillo County

<u>Source</u>	<u>Destination</u>	<u>Amount</u>
County Road	Bernalillo County	\$135,323.42
Municipal & County	Bernalillo County	\$12,327.50
		<hr/> <hr/>
		\$147,650.92



New Mexico Taxation and Revenue Department



Combined Fuel Tax Distribution Report

Revenue Period: Aug-2018

Albuquerque

<u>Source</u>	<u>Destination</u>	<u>Amount</u>
Municipal & County	Albuquerque	\$427,954.14
Municipal Road	Albuquerque	\$233,942.87
		<hr/> <hr/>
		\$661,897.01



New Mexico Taxation and Revenue Department



Combined Fuel Tax Distribution Report

Revenue Period: Aug-2018

Los Ranchos de Alb.

<u>Source</u>	<u>Destination</u>	<u>Amount</u>
Municipal & County	Los Ranchos de Alb.	\$1,567.82
Municipal Road	Los Ranchos de Alb.	\$1,255.37
		<hr/> <hr/>
		\$2,823.19



New Mexico Taxation and Revenue Department



Combined Fuel Tax Distribution Report

Revenue Period: Aug-2018

Tijeras

<u>Source</u>	<u>Destination</u>	<u>Amount</u>
Municipal & County	Tijeras	\$1,337.28
Municipal Road	Tijeras	\$417.00
		<hr/> <hr/>
		\$1,754.28



New Mexico Taxation and Revenue Department



Combined Fuel Tax Distribution Report

Revenue Period: Aug-2018

Edgewood (Bernalillo)

<u>Source</u>	<u>Destination</u>	<u>Amount</u>
Municipal Road	Edgewood (Bernalillo)	\$417.00
		<hr/>
		\$417.00



New Mexico Taxation and Revenue Department



Combined Fuel Tax Distribution Report

Revenue Period: Aug-2018

Eddy County

<u>Source</u>	<u>Destination</u>	<u>Amount</u>
County Road	Eddy County	\$36,218.34
Municipal & County	Eddy County	\$1,959.91
		<hr/> <hr/>
		\$38,178.25



New Mexico Taxation and Revenue Department



Combined Fuel Tax Distribution Report

Revenue Period: Aug-2018

Carlsbad

<u>Source</u>	<u>Destination</u>	<u>Amount</u>
Municipal & County	Carlsbad	\$43,797.60
Municipal Road	Carlsbad	\$28,298.32
		<hr/> <hr/>
		\$72,095.92



New Mexico Taxation and Revenue Department



Combined Fuel Tax Distribution Report

Revenue Period: Aug-2018

Artesia

<u>Source</u>	<u>Destination</u>	<u>Amount</u>
Municipal & County	Artesia	\$16,833.10
Municipal Road	Artesia	\$12,002.72
		<hr/> <hr/>
		\$28,835.82



New Mexico Taxation and Revenue Department



Combined Fuel Tax Distribution Report

Revenue Period: Aug-2018

Hope

<u>Source</u>	<u>Destination</u>	<u>Amount</u>
Municipal & County	Hope	\$15.37
Municipal Road	Hope	\$417.00
		<hr/> <hr/>
		\$432.37



New Mexico Taxation and Revenue Department



Combined Fuel Tax Distribution Report

Revenue Period: Aug-2018

Loving

<u>Source</u>	<u>Destination</u>	<u>Amount</u>
Municipal & County	Loving	\$5,320.55
Municipal Road	Loving	\$3,686.33
		<hr/> <hr/>
		\$9,006.88



New Mexico Taxation and Revenue Department



Combined Fuel Tax Distribution Report

Revenue Period: Aug-2018

Chaves County

<u>Source</u>	<u>Destination</u>	<u>Amount</u>
County Road	Chaves County	\$32,629.87
Municipal & County	Chaves County	\$1,944.21
		<hr/> <hr/>
		\$34,574.08



New Mexico Taxation and Revenue Department



Combined Fuel Tax Distribution Report

Revenue Period: Aug-2018

Roswell

<u>Source</u>	<u>Destination</u>	<u>Amount</u>
Municipal & County	Roswell	\$45,605.29
Municipal Road	Roswell	\$26,732.84
		<hr/> <hr/>
		\$72,338.13



New Mexico Taxation and Revenue Department



Combined Fuel Tax Distribution Report

Revenue Period: Aug-2018

Dexter

<u>Source</u>	<u>Destination</u>	<u>Amount</u>
Municipal & County	Dexter	\$824.29
Municipal Road	Dexter	\$788.84
		<hr/> <hr/>
		\$1,613.13



New Mexico Taxation and Revenue Department




Combined Fuel Tax Distribution Report

Revenue Period: Aug-2018

Hagerman

<u>Source</u>	<u>Destination</u>	<u>Amount</u>
Municipal & County	Hagerman	\$1,076.37
Municipal Road	Hagerman	\$744.52
		<hr/> <hr/>
		\$1,820.89



New Mexico Taxation and Revenue Department



Combined Fuel Tax Distribution Report

Revenue Period: Aug-2018

Lake Arthur

<u>Source</u>	<u>Destination</u>	<u>Amount</u>
Municipal & County	Lake Arthur	\$58.46
Municipal Road	Lake Arthur	\$417.00
		<hr/> <hr/>
		\$475.46



New Mexico Taxation and Revenue Department



Combined Fuel Tax Distribution Report

Revenue Period: Aug-2018

Curry

<u>Source</u>	<u>Destination</u>	<u>Amount</u>
County Road	Curry	\$29,264.82
Municipal & County	Curry	\$6,219.41
		<hr/> <hr/>
		\$35,484.23



New Mexico Taxation and Revenue Department



Combined Fuel Tax Distribution Report

Revenue Period: Aug-2018

Clovis

<u>Source</u>	<u>Destination</u>	<u>Amount</u>
Municipal & County	Clovis	\$31,036.40
Municipal Road	Clovis	\$21,612.44
		<hr/> <hr/>
		\$52,648.84



New Mexico Taxation and Revenue Department



Combined Fuel Tax Distribution Report

Revenue Period: Aug-2018

Grady

<u>Source</u>	<u>Destination</u>	<u>Amount</u>
Municipal Road	Grady	\$417.00
		<hr/>
		\$417.00



New Mexico Taxation and Revenue Department



Combined Fuel Tax Distribution Report

Revenue Period: Aug-2018

Texico

<u>Source</u>	<u>Destination</u>	<u>Amount</u>
Municipal & County	Texico	\$1,582.91
Municipal Road	Texico	\$1,426.35
		<hr/> <hr/>
		\$3,009.26



New Mexico Taxation and Revenue Department



Combined Fuel Tax Distribution Report

Revenue Period: Aug-2018

Melrose

<u>Source</u>	<u>Destination</u>	<u>Amount</u>
Municipal & County	Melrose	\$1,169.05
Municipal Road	Melrose	\$690.80
		<hr/> <hr/>
		\$1,859.85



New Mexico Taxation and Revenue Department




Combined Fuel Tax Distribution Report

Revenue Period: Aug-2018

Lea County

<u>Source</u>	<u>Destination</u>	<u>Amount</u>
County Road	Lea County	\$35,083.27
Municipal & County	Lea County	\$559.89
		<hr/> <hr/>
		\$35,643.16



New Mexico Taxation and Revenue Department




Combined Fuel Tax Distribution Report

Revenue Period: Aug-2018

Hobbs

<u>Source</u>	<u>Destination</u>	<u>Amount</u>
Municipal & County	Hobbs	\$48,730.53
Municipal Road	Hobbs	\$28,786.46
		<hr/> <hr/>
		\$77,516.99



New Mexico Taxation and Revenue Department



Combined Fuel Tax Distribution Report

Revenue Period: Aug-2018

Eunice

<u>Source</u>	<u>Destination</u>	<u>Amount</u>
Municipal & County	Eunice	\$5,661.15
Municipal Road	Eunice	\$3,490.00
		<hr/> <hr/>
		\$9,151.15



New Mexico Taxation and Revenue Department



Combined Fuel Tax Distribution Report

Revenue Period: Aug-2018

Jal

<u>Source</u>	<u>Destination</u>	<u>Amount</u>
Municipal & County	Jal	\$7,543.42
Municipal Road	Jal	\$4,344.06
		<hr/> <hr/>
		\$11,887.48



New Mexico Taxation and Revenue Department



Combined Fuel Tax Distribution Report

Revenue Period: Aug-2018

Lovington

<u>Source</u>	<u>Destination</u>	<u>Amount</u>
Municipal & County	Lovington	\$10,648.39
Municipal Road	Lovington	\$6,843.75
		<hr/> <hr/>
		\$17,492.14



New Mexico Taxation and Revenue Department



Combined Fuel Tax Distribution Report

Revenue Period: Aug-2018

Tatum

<u>Source</u>	<u>Destination</u>	<u>Amount</u>
Municipal & County	Tatum	\$2,536.54
Municipal Road	Tatum	\$1,582.28
		<hr/> <hr/>
		\$4,118.82



New Mexico Taxation and Revenue Department



Combined Fuel Tax Distribution Report

Revenue Period: Aug-2018

Dona Ana County

<u>Source</u>	<u>Destination</u>	<u>Amount</u>
County Road	Dona Ana County	\$51,425.86
Municipal & County	Dona Ana County	\$9,580.10
		<hr/> <hr/>
		\$61,005.96



New Mexico Taxation and Revenue Department



Combined Fuel Tax Distribution Report

Revenue Period: Aug-2018

Las Cruces

<u>Source</u>	<u>Destination</u>	<u>Amount</u>
Municipal & County	Las Cruces	\$87,553.45
Municipal Road	Las Cruces	\$59,249.91
		<hr/> <hr/>
		\$146,803.36



New Mexico Taxation and Revenue Department



Combined Fuel Tax Distribution Report

Revenue Period: Aug-2018

Hatch

<u>Source</u>	<u>Destination</u>	<u>Amount</u>
Municipal & County	Hatch	\$84.64
Municipal Road	Hatch	\$417.00
		<hr/> <hr/>
		\$501.64



New Mexico Taxation and Revenue Department




Combined Fuel Tax Distribution Report

Revenue Period: Aug-2018

Mesilla

<u>Source</u>	<u>Destination</u>	<u>Amount</u>
Municipal & County	Mesilla	\$2.80
Municipal Road	Mesilla	\$417.00
		<hr/> <hr/>
		\$419.80



New Mexico Taxation and Revenue Department



Combined Fuel Tax Distribution Report

Revenue Period: Aug-2018

Sunland Park

<u>Source</u>	<u>Destination</u>	<u>Amount</u>
Municipal & County	Sunland Park	\$4,128.83
Municipal Road	Sunland Park	\$2,697.29
		<hr/> <hr/>
		\$6,826.12



New Mexico Taxation and Revenue Department



Combined Fuel Tax Distribution Report

Revenue Period: Aug-2018

Anthony

<u>Source</u>	<u>Destination</u>	<u>Amount</u>
Municipal & County	Anthony	\$23.05
Municipal Road	Anthony	\$417.00
		<hr/> <hr/>
		\$440.05



New Mexico Taxation and Revenue Department



Combined Fuel Tax Distribution Report

Revenue Period: Aug-2018

Grant County

<u>Source</u>	<u>Destination</u>	<u>Amount</u>
County Road	Grant County	\$15,576.32
Municipal & County	Grant County	\$957.05
		<hr/> <hr/>
		\$16,533.37



New Mexico Taxation and Revenue Department



Combined Fuel Tax Distribution Report

Revenue Period: Aug-2018

Silver City

<u>Source</u>	<u>Destination</u>	<u>Amount</u>
Municipal & County	Silver City	\$11,340.51
Municipal Road	Silver City	\$8,703.26
		<hr/> <hr/>
		\$20,043.77



New Mexico Taxation and Revenue Department



Combined Fuel Tax Distribution Report

Revenue Period: Aug-2018

Bayard

<u>Source</u>	<u>Destination</u>	<u>Amount</u>
Municipal & County	Bayard	\$1,770.90
Municipal Road	Bayard	\$417.00
		<hr/> <hr/>
		\$2,187.90



New Mexico Taxation and Revenue Department



Combined Fuel Tax Distribution Report

Revenue Period: Aug-2018

Santa Clara

<u>Source</u>	<u>Destination</u>	<u>Amount</u>
Municipal Road	Santa Clara	\$417.00
		<hr/>
		\$417.00



New Mexico Taxation and Revenue Department



Combined Fuel Tax Distribution Report

Revenue Period: Aug-2018

Hurley

<u>Source</u>	<u>Destination</u>	<u>Amount</u>
Municipal & County	Hurley	\$107.86
Municipal Road	Hurley	\$417.00
		<hr/> <hr/>
		\$524.86



New Mexico Taxation and Revenue Department



Combined Fuel Tax Distribution Report

Revenue Period: Aug-2018

Colfax County

<u>Source</u>	<u>Destination</u>	<u>Amount</u>
County Road	Colfax County	\$13,203.51
Municipal & County	Colfax County	\$3,056.87
		<hr/> <hr/>
		\$16,260.38



New Mexico Taxation and Revenue Department



Combined Fuel Tax Distribution Report

Revenue Period: Aug-2018

Raton

<u>Source</u>	<u>Destination</u>	<u>Amount</u>
Municipal & County	Raton	\$20,445.78
Municipal Road	Raton	\$7,254.14
		<hr/> <hr/>
		\$27,699.92



New Mexico Taxation and Revenue Department



Combined Fuel Tax Distribution Report

Revenue Period: Aug-2018

Maxwell

<u>Source</u>	<u>Destination</u>	<u>Amount</u>
Municipal & County	Maxwell	\$257.93
Municipal Road	Maxwell	\$417.00
		<hr/> <hr/>
		\$674.93



New Mexico Taxation and Revenue Department



Combined Fuel Tax Distribution Report

Revenue Period: Aug-2018

Springer

<u>Source</u>	<u>Destination</u>	<u>Amount</u>
Municipal & County	Springer	\$839.59
Municipal Road	Springer	\$1,865.37
		<hr/> <hr/>
		\$2,704.96



New Mexico Taxation and Revenue Department



Combined Fuel Tax Distribution Report

Revenue Period: Aug-2018

Cimarron

<u>Source</u>	<u>Destination</u>	<u>Amount</u>
Municipal & County	Cimarron	\$1,491.28
Municipal Road	Cimarron	\$1,888.19
		<hr/> <hr/>
		\$3,379.47



New Mexico Taxation and Revenue Department



Combined Fuel Tax Distribution Report

Revenue Period: Aug-2018

Eagle Nest

<u>Source</u>	<u>Destination</u>	<u>Amount</u>
Municipal & County	Eagle Nest	\$698.20
Municipal Road	Eagle Nest	\$417.00
		<hr/> <hr/>
		\$1,115.20



New Mexico Taxation and Revenue Department



Combined Fuel Tax Distribution Report

Revenue Period: Aug-2018

Angel Fire

<u>Source</u>	<u>Destination</u>	<u>Amount</u>
Municipal & County	Angel Fire	\$2,406.60
Municipal Road	Angel Fire	\$1,267.81
		<hr/> <hr/>
		\$3,674.41



New Mexico Taxation and Revenue Department




Combined Fuel Tax Distribution Report

Revenue Period: Aug-2018

QuayCounty

<u>Source</u>	<u>Destination</u>	<u>Amount</u>
County Road	QuayCounty	\$20,910.67
Municipal & County	QuayCounty	\$3,244.19
		<hr/> <hr/>
		\$24,154.86



New Mexico Taxation and Revenue Department



Combined Fuel Tax Distribution Report

Revenue Period: Aug-2018

Tucumcari

<u>Source</u>	<u>Destination</u>	<u>Amount</u>
Municipal & County	Tucumcari	\$16,252.15
Municipal Road	Tucumcari	\$10,019.89
		<hr/> <hr/>
		\$26,272.04



New Mexico Taxation and Revenue Department



Combined Fuel Tax Distribution Report

Revenue Period: Aug-2018

San Jon

<u>Source</u>	<u>Destination</u>	<u>Amount</u>
Municipal & County	San Jon	\$1,490.70
Municipal Road	San Jon	\$865.55
		<hr/> <hr/>
		\$2,356.25



New Mexico Taxation and Revenue Department



Combined Fuel Tax Distribution Report

Revenue Period: Aug-2018

Logan

<u>Source</u>	<u>Destination</u>	<u>Amount</u>
Municipal & County	Logan	\$2,894.89
Municipal Road	Logan	\$1,298.36
		<hr/> <hr/>
		\$4,193.25



New Mexico Taxation and Revenue Department



Combined Fuel Tax Distribution Report

Revenue Period: Aug-2018

House

<u>Source</u>	<u>Destination</u>	<u>Amount</u>
Municipal Road	House	\$417.00
		<hr/>
		\$417.00



New Mexico Taxation and Revenue Department



Combined Fuel Tax Distribution Report

Revenue Period: Aug-2018

Roosevelt County

<u>Source</u>	<u>Destination</u>	<u>Amount</u>
County Road	Roosevelt County	\$21,488.23
Municipal & County	Roosevelt County	\$390.06
		<hr/> <hr/>
		\$21,878.29



New Mexico Taxation and Revenue Department



Combined Fuel Tax Distribution Report

Revenue Period: Aug-2018

Portales

<u>Source</u>	<u>Destination</u>	<u>Amount</u>
Municipal & County	Portales	\$9,736.85
Municipal Road	Portales	\$7,251.77
		<hr/> <hr/>
		\$16,988.62



New Mexico Taxation and Revenue Department



Combined Fuel Tax Distribution Report

Revenue Period: Aug-2018

Elida

<u>Source</u>	<u>Destination</u>	<u>Amount</u>
Municipal & County	Elida	\$608.53
Municipal Road	Elida	\$417.00
		<hr/> <hr/>
		\$1,025.53



New Mexico Taxation and Revenue Department



Combined Fuel Tax Distribution Report

Revenue Period: Aug-2018

Dora

<u>Source</u>	<u>Destination</u>	<u>Amount</u>
Municipal & County	Dora	\$169.40
Municipal Road	Dora	\$417.00
		<hr/> <hr/>
		\$586.40



New Mexico Taxation and Revenue Department



Combined Fuel Tax Distribution Report

Revenue Period: Aug-2018

Causey

<u>Source</u>	<u>Destination</u>	<u>Amount</u>
Municipal & County	Causey	\$2.55
Municipal Road	Causey	\$417.00
		<hr/> <hr/>
		\$419.55



New Mexico Taxation and Revenue Department



Combined Fuel Tax Distribution Report

Revenue Period: Aug-2018

Floyd

<u>Source</u>	<u>Destination</u>	<u>Amount</u>
Municipal & County	Floyd	\$5.80
Municipal Road	Floyd	\$417.00
		<hr/> <hr/>
		\$422.80



New Mexico Taxation and Revenue Department




Combined Fuel Tax Distribution Report

Revenue Period: Aug-2018

San Miguel County

<u>Source</u>	<u>Destination</u>	<u>Amount</u>
County Road	San Miguel County	\$13,254.09
Municipal & County	San Miguel County	\$1,629.46
		<hr/> <hr/>
		\$14,883.55



New Mexico Taxation and Revenue Department



Combined Fuel Tax Distribution Report

Revenue Period: Aug-2018

Las Vegas

<u>Source</u>	<u>Destination</u>	<u>Amount</u>
Municipal & County	Las Vegas	\$23,613.72
Municipal Road	Las Vegas	\$13,488.25
		<hr/> <hr/>
		\$37,101.97



New Mexico Taxation and Revenue Department



Combined Fuel Tax Distribution Report

Revenue Period: Aug-2018

Pecos

<u>Source</u>	<u>Destination</u>	<u>Amount</u>
Municipal & County	Pecos	\$588.62
Municipal Road	Pecos	\$417.00
		<hr/> <hr/>
		\$1,005.62



New Mexico Taxation and Revenue Department



Combined Fuel Tax Distribution Report

Revenue Period: Aug-2018

McKinley County

<u>Source</u>	<u>Destination</u>	<u>Amount</u>
County Road	McKinley County	\$29,532.87
Municipal & County	McKinley County	\$12,043.11
		<hr/> <hr/>
		\$41,575.98



New Mexico Taxation and Revenue Department



Combined Fuel Tax Distribution Report

Revenue Period: Aug-2018

Gallup

<u>Source</u>	<u>Destination</u>	<u>Amount</u>
Municipal & County	Gallup	\$64,525.59
Municipal Road	Gallup	\$45,105.54
		<hr/> <hr/>
		\$109,631.13



New Mexico Taxation and Revenue Department



Combined Fuel Tax Distribution Report

Revenue Period: Aug-2018

Valencia County

<u>Source</u>	<u>Destination</u>	<u>Amount</u>
County Road	Valencia County	\$21,014.92
Municipal & County	Valencia County	\$2,376.61
		<hr/> <hr/>
		\$23,391.53



New Mexico Taxation and Revenue Department



Combined Fuel Tax Distribution Report

Revenue Period: Aug-2018

Rio Communities

<u>Source</u>	<u>Destination</u>	<u>Amount</u>
Municipal & County	Rio Communities	\$2,388.45
Municipal Road	Rio Communities	\$1,659.01
		<hr/> <hr/>
		\$4,047.46



New Mexico Taxation and Revenue Department



Combined Fuel Tax Distribution Report

Revenue Period: Aug-2018

Belen

<u>Source</u>	<u>Destination</u>	<u>Amount</u>
Municipal & County	Belen	\$12,356.59
Municipal Road	Belen	\$6,631.47
		<hr/> <hr/>
		\$18,988.06



New Mexico Taxation and Revenue Department



Combined Fuel Tax Distribution Report

Revenue Period: Aug-2018

Los Lunas

<u>Source</u>	<u>Destination</u>	<u>Amount</u>
Municipal & County	Los Lunas	\$26,175.35
Municipal Road	Los Lunas	\$19,348.60
		<hr/> <hr/>
		\$45,523.95



New Mexico Taxation and Revenue Department



Combined Fuel Tax Distribution Report

Revenue Period: Aug-2018

Peralta (City)

<u>Source</u>	<u>Destination</u>	<u>Amount</u>
Municipal & County	Peralta (City)	\$1,847.00
Municipal Road	Peralta (City)	\$417.00
		<hr/> <hr/>
		\$2,264.00



New Mexico Taxation and Revenue Department



Combined Fuel Tax Distribution Report

Revenue Period: Aug-2018

Bosque Farms

<u>Source</u>	<u>Destination</u>	<u>Amount</u>
Municipal & County	Bosque Farms	\$2,899.13
Municipal Road	Bosque Farms	\$1,946.98
		<hr/> <hr/>
		\$4,846.11



New Mexico Taxation and Revenue Department



Combined Fuel Tax Distribution Report

Revenue Period: Aug-2018

Otero County

<u>Source</u>	<u>Destination</u>	<u>Amount</u>
County Road	Otero County	\$35,600.64
Municipal & County	Otero County	\$3,569.80
		<hr/> <hr/>
		\$39,170.44



New Mexico Taxation and Revenue Department



Combined Fuel Tax Distribution Report

Revenue Period: Aug-2018

Alamogordo

<u>Source</u>	<u>Destination</u>	<u>Amount</u>
Municipal & County	Alamogordo	\$28,389.96
Municipal Road	Alamogordo	\$18,328.82
		<hr/> <hr/>
		\$46,718.78



New Mexico Taxation and Revenue Department



Combined Fuel Tax Distribution Report

Revenue Period: Aug-2018

Cloudcroft

<u>Source</u>	<u>Destination</u>	<u>Amount</u>
Municipal & County	Cloudcroft	\$1,749.67
Municipal Road	Cloudcroft	\$842.40
		<hr/> <hr/>
		\$2,592.07



New Mexico Taxation and Revenue Department



Combined Fuel Tax Distribution Report

Revenue Period: Aug-2018

Tularosa

<u>Source</u>	<u>Destination</u>	<u>Amount</u>
Municipal & County	Tularosa	\$3,732.50
Municipal Road	Tularosa	\$2,216.51
		<hr/> <hr/>
		\$5,949.01



New Mexico Taxation and Revenue Department



Combined Fuel Tax Distribution Report

Revenue Period: Aug-2018

San Juan County

<u>Source</u>	<u>Destination</u>	<u>Amount</u>
County Road	San Juan County	\$35,864.69
Municipal & County	San Juan County	\$43,487.62
		<hr/> <hr/>
		\$79,352.31



New Mexico Taxation and Revenue Department




Combined Fuel Tax Distribution Report

Revenue Period: Aug-2018

Farmington

<u>Source</u>	<u>Destination</u>	<u>Amount</u>
Municipal & County	Farmington	\$20,225.02
Municipal Road	Farmington	\$15,334.64
		<hr/> <hr/>
		\$35,559.66



New Mexico Taxation and Revenue Department



Combined Fuel Tax Distribution Report

Revenue Period: Aug-2018

Aztec

<u>Source</u>	<u>Destination</u>	<u>Amount</u>
Municipal & County	Aztec	\$10,393.28
Municipal Road	Aztec	\$6,121.06
		<hr/> <hr/>
		\$16,514.34



New Mexico Taxation and Revenue Department



Combined Fuel Tax Distribution Report

Revenue Period: Aug-2018

Bloomfield

<u>Source</u>	<u>Destination</u>	<u>Amount</u>
Municipal & County	Bloomfield	\$14,721.14
Municipal Road	Bloomfield	\$7,959.02
		<hr/> <hr/>
		\$22,680.16



New Mexico Taxation and Revenue Department



Combined Fuel Tax Distribution Report

Revenue Period: Aug-2018

Kirtland

<u>Source</u>	<u>Destination</u>	<u>Amount</u>
Municipal & County	Kirtland	\$4,556.20
Municipal Road	Kirtland	\$3,335.27
		<hr/> <hr/>
		\$7,891.47



New Mexico Taxation and Revenue Department



Combined Fuel Tax Distribution Report

Revenue Period: Aug-2018

Rio Arriba County

<u>Source</u>	<u>Destination</u>	<u>Amount</u>
County Road	Rio Arriba County	\$19,399.91
Municipal & County	Rio Arriba County	\$3,997.68
		<hr/> <hr/>
		\$23,397.59



New Mexico Taxation and Revenue Department



Combined Fuel Tax Distribution Report

Revenue Period: Aug-2018

Chama

<u>Source</u>	<u>Destination</u>	<u>Amount</u>
Municipal & County	Chama	\$2,943.98
Municipal Road	Chama	\$1,466.73
		<hr/> <hr/>
		\$4,410.71



New Mexico Taxation and Revenue Department



Combined Fuel Tax Distribution Report

Revenue Period: Aug-2018

Espanola (Rio Arriba & Santa Fe)

<u>Source</u>	<u>Destination</u>	<u>Amount</u>
Municipal & County	Espanola (Rio Arriba & Santa Fe)	\$17,356.16
Municipal Road	Espanola (Rio Arriba & Santa Fe)	\$12,202.27
		<hr/> <hr/>
		\$29,558.43



New Mexico Taxation and Revenue Department



Combined Fuel Tax Distribution Report

Revenue Period: Aug-2018

Union County

<u>Source</u>	<u>Destination</u>	<u>Amount</u>
County Road	Union County	\$18,724.13
Municipal & County	Union County	\$48.64
Union County	Finance Authority	-\$6,711.00
		<hr/> <hr/>
		\$12,061.77



New Mexico Taxation and Revenue Department



Combined Fuel Tax Distribution Report

Revenue Period: Aug-2018

Clayton

<u>Source</u>	<u>Destination</u>	<u>Amount</u>
Municipal & County	Clayton	\$6,357.86
Municipal Road	Clayton	\$3,383.84
		<hr/> <hr/>
		\$9,741.70



New Mexico Taxation and Revenue Department



Combined Fuel Tax Distribution Report

Revenue Period: Aug-2018

Des Moines

<u>Source</u>	<u>Destination</u>	<u>Amount</u>
Municipal & County	Des Moines	\$1,083.63
Municipal Road	Des Moines	\$417.00
		<hr/> <hr/>
		\$1,500.63



New Mexico Taxation and Revenue Department



Combined Fuel Tax Distribution Report

Revenue Period: Aug-2018

Grenville

<u>Source</u>	<u>Destination</u>	<u>Amount</u>
Municipal & County	Grenville	\$10.04
Municipal Road	Grenville	\$417.00
		<hr/> <hr/>
		\$427.04



New Mexico Taxation and Revenue Department



Combined Fuel Tax Distribution Report

Revenue Period: Aug-2018

Folsom

<u>Source</u>	<u>Destination</u>	<u>Amount</u>
Municipal & County	Folsom	\$54.39
Municipal Road	Folsom	\$417.00
		<hr/> <hr/>
		\$471.39



New Mexico Taxation and Revenue Department



Combined Fuel Tax Distribution Report

Revenue Period: Aug-2018

Luna County

<u>Source</u>	<u>Destination</u>	<u>Amount</u>
County Road	Luna County	\$33,053.88
		<hr/>
		\$33,053.88



New Mexico Taxation and Revenue Department



Combined Fuel Tax Distribution Report

Revenue Period: Aug-2018

Deming

<u>Source</u>	<u>Destination</u>	<u>Amount</u>
Municipal & County	Deming	\$21,838.22
Municipal Road	Deming	\$14,562.54
		<hr/> <hr/>
		\$36,400.76



New Mexico Taxation and Revenue Department



Combined Fuel Tax Distribution Report

Revenue Period: Aug-2018

Columbus

<u>Source</u>	<u>Destination</u>	<u>Amount</u>
Municipal & County	Columbus	\$1,285.23
Municipal Road	Columbus	\$696.03
		<hr/> <hr/>
		\$1,981.26



New Mexico Taxation and Revenue Department



Combined Fuel Tax Distribution Report

Revenue Period: Aug-2018

Taos County

<u>Source</u>	<u>Destination</u>	<u>Amount</u>
County Road	Taos County	\$13,127.68
Municipal & County	Taos County	\$6,873.14
		<hr/> <hr/>
		\$20,000.82



New Mexico Taxation and Revenue Department



Combined Fuel Tax Distribution Report

Revenue Period: Aug-2018

Taos (City)

<u>Source</u>	<u>Destination</u>	<u>Amount</u>
Municipal & County	Taos (City)	\$13,331.51
Municipal Road	Taos (City)	\$8,415.95
		<hr/> <hr/>
		\$21,747.46



New Mexico Taxation and Revenue Department



Combined Fuel Tax Distribution Report

Revenue Period: Aug-2018

Questa

<u>Source</u>	<u>Destination</u>	<u>Amount</u>
Municipal & County	Questa	\$1,936.17
Municipal Road	Questa	\$854.53
		<hr/> <hr/>
		\$2,790.70



New Mexico Taxation and Revenue Department



Combined Fuel Tax Distribution Report

Revenue Period: Aug-2018

Red River

<u>Source</u>	<u>Destination</u>	<u>Amount</u>
Municipal & County	Red River	\$1,185.04
Municipal Road	Red River	\$417.00
		<hr/> <hr/>
		\$1,602.04



New Mexico Taxation and Revenue Department



Combined Fuel Tax Distribution Report

Revenue Period: Aug-2018

Taos Ski Valley

<u>Source</u>	<u>Destination</u>	<u>Amount</u>
Municipal & County	Taos Ski Valley	\$39.06
Municipal Road	Taos Ski Valley	\$417.00
		<hr/> <hr/>
		\$456.06



New Mexico Taxation and Revenue Department



Combined Fuel Tax Distribution Report

Revenue Period: Aug-2018

Sierra County

<u>Source</u>	<u>Destination</u>	<u>Amount</u>
County Road	Sierra County	\$10,477.29
Municipal & County	Sierra County	\$238.08
		<hr/> <hr/>
		\$10,715.37



New Mexico Taxation and Revenue Department



Combined Fuel Tax Distribution Report

Revenue Period: Aug-2018

Truth or Consequences

<u>Source</u>	<u>Destination</u>	<u>Amount</u>
Municipal & County	Truth or Consequences	\$4,917.48
Municipal Road	Truth or Consequences	\$3,252.99
		<hr/> <hr/>
		\$8,170.47



New Mexico Taxation and Revenue Department




Combined Fuel Tax Distribution Report

Revenue Period: Aug-2018

Williamsburg

<u>Source</u>	<u>Destination</u>	<u>Amount</u>
Municipal & County	Williamsburg	\$3,179.59
Municipal Road	Williamsburg	\$1,134.28
		<hr/> <hr/>
		\$4,313.87



New Mexico Taxation and Revenue Department



Combined Fuel Tax Distribution Report

Revenue Period: Aug-2018

Elephant Butte

<u>Source</u>	<u>Destination</u>	<u>Amount</u>
Municipal & County	Elephant Butte	\$1,925.38
Municipal Road	Elephant Butte	\$1,075.92
		<hr/> <hr/>
		\$3,001.30



New Mexico Taxation and Revenue Department



Combined Fuel Tax Distribution Report

Revenue Period: Aug-2018

Torrance County

<u>Source</u>	<u>Destination</u>	<u>Amount</u>
County Road	Torrance County	\$18,143.02
Municipal & County	Torrance County	\$9.07
		<hr/> <hr/>
		\$18,152.09



New Mexico Taxation and Revenue Department




Combined Fuel Tax Distribution Report

Revenue Period: Aug-2018

Mountainair

<u>Source</u>	<u>Destination</u>	<u>Amount</u>
Municipal & County	Mountainair	\$1,120.28
Municipal Road	Mountainair	\$757.91
		<hr/> <hr/>
		\$1,878.19



New Mexico Taxation and Revenue Department



Combined Fuel Tax Distribution Report

Revenue Period: Aug-2018

Moriarty

<u>Source</u>	<u>Destination</u>	<u>Amount</u>
Municipal & County	Moriarty	\$18,641.23
Municipal Road	Moriarty	\$9,362.88
		<hr/> <hr/>
		\$28,004.11



New Mexico Taxation and Revenue Department



Combined Fuel Tax Distribution Report

Revenue Period: Aug-2018

Willard

<u>Source</u>	<u>Destination</u>	<u>Amount</u>
Municipal Road	Willard	\$417.00
		<hr/>
		\$417.00



New Mexico Taxation and Revenue Department



Combined Fuel Tax Distribution Report

Revenue Period: Aug-2018

Encino

<u>Source</u>	<u>Destination</u>	<u>Amount</u>
Municipal & County	Encino	\$2,270.87
Municipal Road	Encino	\$1,082.24
		<hr/> <hr/>
		\$3,353.11



New Mexico Taxation and Revenue Department



Combined Fuel Tax Distribution Report

Revenue Period: Aug-2018

Estancia

<u>Source</u>	<u>Destination</u>	<u>Amount</u>
Municipal & County	Estancia	\$1,309.72
Municipal Road	Estancia	\$900.27
		<hr/> <hr/>
		\$2,209.99



New Mexico Taxation and Revenue Department



Combined Fuel Tax Distribution Report

Revenue Period: Aug-2018

Hidalgo County

<u>Source</u>	<u>Destination</u>	<u>Amount</u>
County Road	Hidalgo County	\$10,611.05
Municipal & County	Hidalgo County	\$522.53
		<hr/> <hr/>
		\$11,133.58



New Mexico Taxation and Revenue Department



Combined Fuel Tax Distribution Report

Revenue Period: Aug-2018

Lordsburg

<u>Source</u>	<u>Destination</u>	<u>Amount</u>
Municipal & County	Lordsburg	\$14,767.36
Municipal Road	Lordsburg	\$8,668.91
		<hr/> <hr/>
		\$23,436.27



New Mexico Taxation and Revenue Department



Combined Fuel Tax Distribution Report

Revenue Period: Aug-2018

Virden

<u>Source</u>	<u>Destination</u>	<u>Amount</u>
Municipal Road	Virden	\$417.00
		<hr/>
		\$417.00



New Mexico Taxation and Revenue Department



Combined Fuel Tax Distribution Report

Revenue Period: Aug-2018

Guadalupe County

<u>Source</u>	<u>Destination</u>	<u>Amount</u>
County Road	Guadalupe County	\$15,563.56
Municipal & County	Guadalupe County	\$4,820.81
		<hr/> <hr/>
		\$20,384.37



New Mexico Taxation and Revenue Department




Combined Fuel Tax Distribution Report

Revenue Period: Aug-2018

Santa Rosa

<u>Source</u>	<u>Destination</u>	<u>Amount</u>
Municipal & County	Santa Rosa	\$17,814.58
Municipal Road	Santa Rosa	\$9,636.10
		<hr/> <hr/>
		\$27,450.68



New Mexico Taxation and Revenue Department



Combined Fuel Tax Distribution Report

Revenue Period: Aug-2018

Vaughn

<u>Source</u>	<u>Destination</u>	<u>Amount</u>
Municipal & County	Vaughn	\$3,517.87
Municipal Road	Vaughn	\$1,941.37
		<hr/> <hr/>
		\$5,459.24



New Mexico Taxation and Revenue Department




Combined Fuel Tax Distribution Report

Revenue Period: Aug-2018

Socorro County

<u>Source</u>	<u>Destination</u>	<u>Amount</u>
County Road	Socorro County	\$23,751.48
Municipal & County	Socorro County	\$5,013.09
		<hr/> <hr/>
		\$28,764.57



New Mexico Taxation and Revenue Department



Combined Fuel Tax Distribution Report

Revenue Period: Aug-2018

Socorro (City)

<u>Source</u>	<u>Destination</u>	<u>Amount</u>
Municipal & County	Socorro (City)	\$9,460.24
Municipal Road	Socorro (City)	\$6,106.18
		<hr/> <hr/>
		\$15,566.42



New Mexico Taxation and Revenue Department



Combined Fuel Tax Distribution Report

Revenue Period: Aug-2018

Magdalena

<u>Source</u>	<u>Destination</u>	<u>Amount</u>
Municipal & County	Magdalena	\$288.24
Municipal Road	Magdalena	\$640.35
		<hr/> <hr/>
		\$928.59



New Mexico Taxation and Revenue Department



Combined Fuel Tax Distribution Report

Revenue Period: Aug-2018

Lincoln County

<u>Source</u>	<u>Destination</u>	<u>Amount</u>
County Road	Lincoln County	\$15,725.14
Municipal & County	Lincoln County	\$4,594.10
		<hr/> <hr/>
		\$20,319.24



New Mexico Taxation and Revenue Department



Combined Fuel Tax Distribution Report

Revenue Period: Aug-2018

Ruidoso

<u>Source</u>	<u>Destination</u>	<u>Amount</u>
Municipal & County	Ruidoso	\$11,226.06
Municipal Road	Ruidoso	\$5,461.20
		<hr/> <hr/>
		\$16,687.26



New Mexico Taxation and Revenue Department



Combined Fuel Tax Distribution Report

Revenue Period: Aug-2018

Capitan

<u>Source</u>	<u>Destination</u>	<u>Amount</u>
Municipal & County	Capitan	\$1,102.78
Municipal Road	Capitan	\$749.16
		<hr/> <hr/>
		\$1,851.94



New Mexico Taxation and Revenue Department



Combined Fuel Tax Distribution Report

Revenue Period: Aug-2018

Carrizozo

<u>Source</u>	<u>Destination</u>	<u>Amount</u>
Municipal & County	Carrizozo	\$2,484.80
Municipal Road	Carrizozo	\$1,361.92
		<hr/> <hr/>
		\$3,846.72



New Mexico Taxation and Revenue Department



Combined Fuel Tax Distribution Report

Revenue Period: Aug-2018

Corona

<u>Source</u>	<u>Destination</u>	<u>Amount</u>
Municipal & County	Corona	\$302.15
Municipal Road	Corona	\$417.00
		<hr/> <hr/>
		\$719.15



New Mexico Taxation and Revenue Department



Combined Fuel Tax Distribution Report

Revenue Period: Aug-2018

Ruidoso Downs

<u>Source</u>	<u>Destination</u>	<u>Amount</u>
Municipal & County	Ruidoso Downs	\$790.51
Municipal Road	Ruidoso Downs	\$417.00
		<hr/> <hr/>
		\$1,207.51



New Mexico Taxation and Revenue Department



Combined Fuel Tax Distribution Report

Revenue Period: Aug-2018

De Baca County

<u>Source</u>	<u>Destination</u>	<u>Amount</u>
County Road	De Baca County	\$11,899.63
Municipal & County	De Baca County	\$42.46
		<hr/> <hr/>
		\$11,942.09



New Mexico Taxation and Revenue Department



Combined Fuel Tax Distribution Report

Revenue Period: Aug-2018

Fort Sumner

<u>Source</u>	<u>Destination</u>	<u>Amount</u>
Municipal & County	Fort Sumner	\$2,036.51
Municipal Road	Fort Sumner	\$1,234.19
		<hr/> <hr/>
		\$3,270.70



New Mexico Taxation and Revenue Department



Combined Fuel Tax Distribution Report

Revenue Period: Aug-2018

Catron County

<u>Source</u>	<u>Destination</u>	<u>Amount</u>
County Road	Catron County	\$14,555.96
Municipal & County	Catron County	\$1,103.58
		<hr/> <hr/>
		\$15,659.54



New Mexico Taxation and Revenue Department



Combined Fuel Tax Distribution Report

Revenue Period: Aug-2018

Reserve

<u>Source</u>	<u>Destination</u>	<u>Amount</u>
Municipal & County	Reserve	\$511.33
Municipal Road	Reserve	\$417.00
		<hr/> <hr/>
		\$928.33



New Mexico Taxation and Revenue Department



Combined Fuel Tax Distribution Report

Revenue Period: Aug-2018

Sandoval County

<u>Source</u>	<u>Destination</u>	<u>Amount</u>
County Road	Sandoval County	\$46,618.32
Municipal & County	Sandoval County	\$381.72
		<hr/> <hr/>
		\$47,000.04



New Mexico Taxation and Revenue Department



Combined Fuel Tax Distribution Report

Revenue Period: Aug-2018

Bernalillo City

<u>Source</u>	<u>Destination</u>	<u>Amount</u>
Municipal & County	Bernalillo City	\$23,156.91
Municipal Road	Bernalillo City	\$13,437.30
		<hr/> <hr/>
		\$36,594.21



New Mexico Taxation and Revenue Department



Combined Fuel Tax Distribution Report

Revenue Period: Aug-2018

Jemez Springs

<u>Source</u>	<u>Destination</u>	<u>Amount</u>
Municipal Road	Jemez Springs	\$417.00
		<hr/>
		\$417.00



New Mexico Taxation and Revenue Department



Combined Fuel Tax Distribution Report

Revenue Period: Aug-2018

Cuba

<u>Source</u>	<u>Destination</u>	<u>Amount</u>
Municipal & County	Cuba	\$5,156.68
Municipal Road	Cuba	\$3,142.84
		<hr/> <hr/>
		\$8,299.52



New Mexico Taxation and Revenue Department



Combined Fuel Tax Distribution Report

Revenue Period: Aug-2018

Edgewood (Sandoval)

<u>Source</u>	<u>Destination</u>	<u>Amount</u>
Municipal Road	Edgewood (Sandoval)	\$417.00
		<hr/>
		\$417.00



New Mexico Taxation and Revenue Department



Combined Fuel Tax Distribution Report

Revenue Period: Aug-2018

San Ysidro

<u>Source</u>	<u>Destination</u>	<u>Amount</u>
Municipal & County	San Ysidro	\$1,094.60
Municipal Road	San Ysidro	\$760.60
		<hr/> <hr/>
		\$1,855.20



New Mexico Taxation and Revenue Department



Combined Fuel Tax Distribution Report

Revenue Period: Aug-2018

Corrales (Sandoval & Bernalillo)

<u>Source</u>	<u>Destination</u>	<u>Amount</u>
Municipal & County	Corrales (Sandoval & Bernalillo)	\$546.90
Municipal Road	Corrales (Sandoval & Bernalillo)	\$417.00
		<hr/> <hr/>
		\$963.90



New Mexico Taxation and Revenue Department



Combined Fuel Tax Distribution Report

Revenue Period: Aug-2018

Rio Rancho (Sandoval & Bernalillo)

<u>Source</u>	<u>Destination</u>	<u>Amount</u>
Municipal & County	Rio Rancho (Sandoval & Bernalillo)	\$36,520.17
Municipal Road	Rio Rancho (Sandoval & Bernalillo)	\$26,308.41
		<hr/> <hr/>
		\$62,828.58



New Mexico Taxation and Revenue Department



Combined Fuel Tax Distribution Report

Revenue Period: Aug-2018

Mora County

<u>Source</u>	<u>Destination</u>	<u>Amount</u>
County Road	Mora County	\$7,660.81
Municipal & County	Mora County	\$2,016.82
Mora County	Finance Authority	-\$4,840.17
		<hr/> <hr/>
		\$4,837.46



New Mexico Taxation and Revenue Department



Combined Fuel Tax Distribution Report

Revenue Period: Aug-2018

Wagon Mound

<u>Source</u>	<u>Destination</u>	<u>Amount</u>
Municipal & County	Wagon Mound	\$2,015.59
Municipal Road	Wagon Mound	\$1,130.06
		<hr/> <hr/>
		\$3,145.65



New Mexico Taxation and Revenue Department



Combined Fuel Tax Distribution Report

Revenue Period: Aug-2018

Harding County

<u>Source</u>	<u>Destination</u>	<u>Amount</u>
County Road	Harding County	\$8,764.09
Municipal & County	Harding County	\$71.38
		<hr/> <hr/>
		\$8,835.47



New Mexico Taxation and Revenue Department




Combined Fuel Tax Distribution Report

Revenue Period: Aug-2018

Roy

<u>Source</u>	<u>Destination</u>	<u>Amount</u>
Municipal & County	Roy	\$17.83
Municipal Road	Roy	\$417.00
		<hr/> <hr/>
		\$434.83



New Mexico Taxation and Revenue Department




Combined Fuel Tax Distribution Report

Revenue Period: Aug-2018

Mosquero (Harding & San Miguel)

<u>Source</u>	<u>Destination</u>	<u>Amount</u>
Municipal & County	Mosquero (Harding & San Miguel)	\$17.58
Municipal Road	Mosquero (Harding & San Miguel)	\$417.00
		<hr/> <hr/>
		\$434.58



New Mexico Taxation and Revenue Department



Combined Fuel Tax Distribution Report

Revenue Period: Aug-2018

Los Alamos City/County

<u>Source</u>	<u>Destination</u>	<u>Amount</u>
County Road	Los Alamos City/County	\$4,847.53
Municipal & County	Los Alamos City/County	\$17,785.20
Municipal Road	Los Alamos City/County	\$6,452.71
		<hr/> <hr/>
		\$29,085.44



New Mexico Taxation and Revenue Department



Combined Fuel Tax Distribution Report

Revenue Period: Aug-2018

Cibola County

<u>Source</u>	<u>Destination</u>	<u>Amount</u>
County Road	Cibola County	\$12,996.46
Municipal & County	Cibola County	\$3,379.72
		<hr/> <hr/>
		\$16,376.18



New Mexico Taxation and Revenue Department



Combined Fuel Tax Distribution Report

Revenue Period: Aug-2018

Milan

<u>Source</u>	<u>Destination</u>	<u>Amount</u>
Municipal & County	Milan	\$8,119.97
Municipal Road	Milan	\$3,990.97
		<hr/> <hr/>
		\$12,110.94



New Mexico Taxation and Revenue Department



Combined Fuel Tax Distribution Report

Revenue Period: Aug-2018

Grants

<u>Source</u>	<u>Destination</u>	<u>Amount</u>
Municipal & County	Grants	\$7,073.27
Municipal Road	Grants	\$5,124.12
		<hr/> <hr/>
		\$12,197.39



New Mexico Taxation and Revenue Department



Combined Fuel Tax Distribution Report

Revenue Period: Aug-2018

Payments - FID

<u>Source</u>	<u>Destination</u>	<u>Amount</u>
Payments - FID	Cash	-\$1,535.00
Cash	Payments - FID	\$297,956.80
General Fund - FID	Payments - FID	\$181,990.48
Refunds - FID	Payments - FID	\$0.22
Payments - FID	General Fund - FID	-\$365,331.85
Payments - FID	Refunds - FID	-\$135,789.77
		<hr/> <hr/>
		-\$22,709.12



New Mexico Taxation and Revenue Department




Combined Fuel Tax Distribution Report

Revenue Period: Aug-2018

General Fund - FID

<u>Source</u>	<u>Destination</u>	<u>Amount</u>
General Fund - FID	Payments - FID	-\$181,990.48
Payments - FID	General Fund - FID	\$365,331.85
General Fund - FID	Refunds - FID	-\$24,341.22
		<hr/> <hr/>
		\$159,000.15



New Mexico Taxation and Revenue Department



Combined Fuel Tax Distribution Report

Revenue Period: Aug-2018

Refunds - FID

<u>Source</u>	<u>Destination</u>	<u>Amount</u>
Refunds - FID	Payments - FID	-\$0.22
Payments - FID	Refunds - FID	\$135,789.77
General Fund - FID	Refunds - FID	\$24,341.22
		<hr/> <hr/>
		\$160,130.77



New Mexico Taxation and Revenue Department



Combined Fuel Tax Distribution Report

Revenue Period: Aug-2018

Payments - FTA

<u>Source</u>	<u>Destination</u>	<u>Amount</u>
Payments - FTA	Cash	-\$1,781.13
Cash	Payments - FTA	\$38,978.67
Foreign Jurisdictions - FTA	Payments - FTA	\$830.66
General Fund - FTA	Payments - FTA	\$469.23
Local Government Road (SF) - FTA	Payments - FTA	\$911.10
State Road (SF) - FTA	Payments - FTA	\$5,468.06
Payments - FTA	Foreign Jurisdictions - FTA	-\$21,466.16
Payments - FTA	General Fund - FTA	-\$3,238.90
Payments - FTA	Local Government Road (SF) - FTA	-\$718.67
Payments - FTA	State Road (SF) - FTA	-\$10,005.13
		<u>\$9,447.73</u>



New Mexico Taxation and Revenue Department




Combined Fuel Tax Distribution Report

Revenue Period: Aug-2018

Foreign Jurisdictions - FTA

<u>Source</u>	<u>Destination</u>	<u>Amount</u>
Foreign Jurisdictions - FTA	Payments - FTA	-\$830.66
Payments - FTA	Foreign Jurisdictions - FTA	\$21,466.16
		<hr/> <hr/>
		\$20,635.50



New Mexico Taxation and Revenue Department




Combined Fuel Tax Distribution Report

Revenue Period: Aug-2018

General Fund - FTA

<u>Source</u>	<u>Destination</u>	<u>Amount</u>
General Fund - FTA	Payments - FTA	-\$469.23
Payments - FTA	General Fund - FTA	\$3,238.90
		<hr/> <hr/>
		\$2,769.67



New Mexico Taxation and Revenue Department




Combined Fuel Tax Distribution Report

Revenue Period: Aug-2018

Local Government Road (SF) - FTA

<u>Source</u>	<u>Destination</u>	<u>Amount</u>
Local Government Road (SF) - FTA	Payments - FTA	-\$911.10
Payments - FTA	Local Government Road (SF) - FTA	\$718.67
		<hr/> <hr/>
		-\$192.43



New Mexico Taxation and Revenue Department



Combined Fuel Tax Distribution Report

Revenue Period: Aug-2018

State Road (SF) - FTA

<u>Source</u>	<u>Destination</u>	<u>Amount</u>
State Road (SF) - FTA	Payments - FTA	-\$5,468.06
Payments - FTA	State Road (SF) - FTA	\$10,005.13
		<hr/> <hr/>
		\$4,537.07



New Mexico Taxation and Revenue Department



Combined Fuel Tax Distribution Report

Revenue Period: Aug-2018

Payments - FTJ

<u>Source</u>	<u>Destination</u>	<u>Amount</u>
Payments - FTJ	Local Government Road (SF) - FTJ	-\$8,082.02
Payments - FTJ	State Road (SF) - FTJ	-\$76,813.11
		<hr/> <hr/> -\$84,895.13



New Mexico Taxation and Revenue Department



Combined Fuel Tax Distribution Report

Revenue Period: Aug-2018

Local Government Road (SF) - FTJ

<u>Source</u>	<u>Destination</u>	<u>Amount</u>
Payments - FTJ	Local Government Road (SF) - FTJ	\$8,082.02
		<hr/> <hr/>
		\$8,082.02



New Mexico Taxation and Revenue Department



Combined Fuel Tax Distribution Report

Revenue Period: Aug-2018

State Road (SF) - FTJ

<u>Source</u>	<u>Destination</u>	<u>Amount</u>
Payments - FTJ	State Road (SF) - FTJ	\$76,813.11
		<hr/>
		\$76,813.11



New Mexico Taxation and Revenue Department



Combined Fuel Tax Distribution Report

Revenue Period: Aug-2018

