

New Mexico Taxation and Revenue Department



Combined Fuel Tax Distribution Report

Revenue Period: Mar-2018

Santa Fe County

<u>Source</u>	<u>Destination</u>	<u>Amount</u>
County Road	Santa Fe County	\$28,865.34
Municipal & County	Santa Fe County	\$5,093.36
		<hr/> <hr/>
		\$33,958.70



New Mexico Taxation and Revenue Department



Combined Fuel Tax Distribution Report

Revenue Period: Mar-2018

Santa Fe (City)

<u>Source</u>	<u>Destination</u>	<u>Amount</u>
Municipal & County	Santa Fe (City)	\$60,188.65
Municipal Road	Santa Fe (City)	\$42,962.40
		<hr/> <hr/>
		\$103,151.05



New Mexico Taxation and Revenue Department



Combined Fuel Tax Distribution Report

Revenue Period: Mar-2018

Edgewood

<u>Source</u>	<u>Destination</u>	<u>Amount</u>
Municipal & County	Edgewood	\$5,970.99
Municipal Road	Edgewood	\$4,628.08
		<hr/> <hr/>
		\$10,599.07



New Mexico Taxation and Revenue Department



Combined Fuel Tax Distribution Report

Revenue Period: Mar-2018

Bernalillo County

<u>Source</u>	<u>Destination</u>	<u>Amount</u>
County Road	Bernalillo County	\$110,849.56
Municipal & County	Bernalillo County	\$5,828.75
		<hr/> <hr/>
		\$116,678.31



New Mexico Taxation and Revenue Department



Combined Fuel Tax Distribution Report

Revenue Period: Mar-2018

Albuquerque

<u>Source</u>	<u>Destination</u>	<u>Amount</u>
Municipal & County	Albuquerque	\$353,699.95
Municipal Road	Albuquerque	\$183,525.26
		<hr/> <hr/>
		\$537,225.21



New Mexico Taxation and Revenue Department



Combined Fuel Tax Distribution Report

Revenue Period: Mar-2018

Los Ranchos de Alb.

<u>Source</u>	<u>Destination</u>	<u>Amount</u>
Municipal & County	Los Ranchos de Alb.	\$1,376.04
Municipal Road	Los Ranchos de Alb.	\$1,124.07
		<hr/> <hr/>
		\$2,500.11



New Mexico Taxation and Revenue Department



Combined Fuel Tax Distribution Report

Revenue Period: Mar-2018

Tijeras

<u>Source</u>	<u>Destination</u>	<u>Amount</u>
Municipal & County	Tijeras	\$519.60
Municipal Road	Tijeras	\$417.00
		<hr/> <hr/>
		\$936.60



New Mexico Taxation and Revenue Department



Combined Fuel Tax Distribution Report

Revenue Period: Mar-2018

Edgewood (Bernalillo)

<u>Source</u>	<u>Destination</u>	<u>Amount</u>
Municipal Road	Edgewood (Bernalillo)	\$417.00
		<hr/>
		\$417.00



New Mexico Taxation and Revenue Department



Combined Fuel Tax Distribution Report

Revenue Period: Mar-2018

Eddy County

<u>Source</u>	<u>Destination</u>	<u>Amount</u>
County Road	Eddy County	\$25,503.57
Municipal & County	Eddy County	\$4,061.45
		<hr/> <hr/>
		\$29,565.02



New Mexico Taxation and Revenue Department



Combined Fuel Tax Distribution Report

Revenue Period: Mar-2018

Carlsbad

<u>Source</u>	<u>Destination</u>	<u>Amount</u>
Municipal & County	Carlsbad	\$38,857.83
Municipal Road	Carlsbad	\$22,235.74
		<hr/> <hr/>
		\$61,093.57



New Mexico Taxation and Revenue Department



Combined Fuel Tax Distribution Report

Revenue Period: Mar-2018

Artesia

<u>Source</u>	<u>Destination</u>	<u>Amount</u>
Municipal & County	Artesia	\$13,694.55
Municipal Road	Artesia	\$8,796.43
		<hr/> <hr/>
		\$22,490.98



New Mexico Taxation and Revenue Department



Combined Fuel Tax Distribution Report

Revenue Period: Mar-2018

Hope

<u>Source</u>	<u>Destination</u>	<u>Amount</u>
Municipal & County	Hope	\$64.57
Municipal Road	Hope	\$417.00
		<hr/> <hr/>
		\$481.57



New Mexico Taxation and Revenue Department



Combined Fuel Tax Distribution Report

Revenue Period: Mar-2018

Loving

<u>Source</u>	<u>Destination</u>	<u>Amount</u>
Municipal & County	Loving	\$5,332.05
Municipal Road	Loving	\$2,206.28
		<hr/> <hr/>
		\$7,538.33



New Mexico Taxation and Revenue Department



Combined Fuel Tax Distribution Report

Revenue Period: Mar-2018

Chaves County

<u>Source</u>	<u>Destination</u>	<u>Amount</u>
County Road	Chaves County	\$26,023.46
Municipal & County	Chaves County	\$1,545.47
		<hr/> <hr/>
		\$27,568.93



New Mexico Taxation and Revenue Department



Combined Fuel Tax Distribution Report

Revenue Period: Mar-2018

Roswell

<u>Source</u>	<u>Destination</u>	<u>Amount</u>
Municipal & County	Roswell	\$31,225.89
Municipal Road	Roswell	\$22,356.52
		<hr/> <hr/>
		\$53,582.41



New Mexico Taxation and Revenue Department



Combined Fuel Tax Distribution Report

Revenue Period: Mar-2018

Dexter

<u>Source</u>	<u>Destination</u>	<u>Amount</u>
Municipal & County	Dexter	\$1,008.02
Municipal Road	Dexter	\$684.71
		<hr/> <hr/>
		\$1,692.73



New Mexico Taxation and Revenue Department



Combined Fuel Tax Distribution Report

Revenue Period: Mar-2018

Hagerman

<u>Source</u>	<u>Destination</u>	<u>Amount</u>
Municipal & County	Hagerman	\$934.94
Municipal Road	Hagerman	\$581.87
		<hr/> <hr/>
		\$1,516.81



New Mexico Taxation and Revenue Department



Combined Fuel Tax Distribution Report

Revenue Period: Mar-2018

Lake Arthur

<u>Source</u>	<u>Destination</u>	<u>Amount</u>
Municipal & County	Lake Arthur	\$17.66
Municipal Road	Lake Arthur	\$417.00
		<hr/> <hr/>
		\$434.66



New Mexico Taxation and Revenue Department



Combined Fuel Tax Distribution Report

Revenue Period: Mar-2018

Curry

<u>Source</u>	<u>Destination</u>	<u>Amount</u>
County Road	Curry	\$22,786.49
Municipal & County	Curry	\$1,191.11
		<hr/> <hr/>
		\$23,977.60



New Mexico Taxation and Revenue Department



Combined Fuel Tax Distribution Report

Revenue Period: Mar-2018

Clovis

<u>Source</u>	<u>Destination</u>	<u>Amount</u>
Municipal & County	Clovis	\$27,926.76
Municipal Road	Clovis	\$13,531.19
		<hr/> <hr/>
		\$41,457.95



New Mexico Taxation and Revenue Department



Combined Fuel Tax Distribution Report

Revenue Period: Mar-2018

Grady

<u>Source</u>	<u>Destination</u>	<u>Amount</u>
Municipal & County	Grady	\$35.66
Municipal Road	Grady	\$417.00
		<hr/> <hr/>
		\$452.66



New Mexico Taxation and Revenue Department



Combined Fuel Tax Distribution Report

Revenue Period: Mar-2018

Texico

<u>Source</u>	<u>Destination</u>	<u>Amount</u>
Municipal & County	Texico	\$1,519.02
Municipal Road	Texico	\$1,533.56
		<hr/> <hr/>
		\$3,052.58



New Mexico Taxation and Revenue Department



Combined Fuel Tax Distribution Report

Revenue Period: Mar-2018

Melrose

<u>Source</u>	<u>Destination</u>	<u>Amount</u>
Municipal & County	Melrose	\$704.77
Municipal Road	Melrose	\$532.83
		<hr/> <hr/>
		\$1,237.60



New Mexico Taxation and Revenue Department



Combined Fuel Tax Distribution Report

Revenue Period: Mar-2018

Lea County

<u>Source</u>	<u>Destination</u>	<u>Amount</u>
County Road	Lea County	\$24,896.44
Municipal & County	Lea County	\$734.06
		<hr/> <hr/>
		\$25,630.50



New Mexico Taxation and Revenue Department



Combined Fuel Tax Distribution Report

Revenue Period: Mar-2018

Hobbs

<u>Source</u>	<u>Destination</u>	<u>Amount</u>
Municipal & County	Hobbs	\$38,356.37
Municipal Road	Hobbs	\$22,687.19
		<hr/> <hr/>
		\$61,043.56



New Mexico Taxation and Revenue Department



Combined Fuel Tax Distribution Report

Revenue Period: Mar-2018

Eunice

<u>Source</u>	<u>Destination</u>	<u>Amount</u>
Municipal & County	Eunice	\$4,021.53
Municipal Road	Eunice	\$1,877.84
		<hr/> <hr/>
		\$5,899.37



New Mexico Taxation and Revenue Department



Combined Fuel Tax Distribution Report

Revenue Period: Mar-2018

Jal

<u>Source</u>	<u>Destination</u>	<u>Amount</u>
Municipal & County	Jal	\$6,328.02
Municipal Road	Jal	\$2,547.00
		<hr/> <hr/>
		\$8,875.02



New Mexico Taxation and Revenue Department



Combined Fuel Tax Distribution Report

Revenue Period: Mar-2018

Lovington

<u>Source</u>	<u>Destination</u>	<u>Amount</u>
Municipal & County	Lovington	\$8,534.21
Municipal Road	Lovington	\$5,928.60
		<hr/> <hr/>
		\$14,462.81



New Mexico Taxation and Revenue Department



Combined Fuel Tax Distribution Report

Revenue Period: Mar-2018

Tatum

<u>Source</u>	<u>Destination</u>	<u>Amount</u>
Municipal & County	Tatum	\$1,753.36
Municipal Road	Tatum	\$1,443.05
		<hr/> <hr/>
		\$3,196.41



New Mexico Taxation and Revenue Department



Combined Fuel Tax Distribution Report

Revenue Period: Mar-2018

Dona Ana County

<u>Source</u>	<u>Destination</u>	<u>Amount</u>
County Road	Dona Ana County	\$45,354.82
Municipal & County	Dona Ana County	\$8,373.61
		<hr/> <hr/>
		\$53,728.43



New Mexico Taxation and Revenue Department



Combined Fuel Tax Distribution Report

Revenue Period: Mar-2018

Las Cruces

<u>Source</u>	<u>Destination</u>	<u>Amount</u>
Municipal & County	Las Cruces	\$75,323.76
Municipal Road	Las Cruces	\$43,459.36
		<hr/> <hr/>
		\$118,783.12



New Mexico Taxation and Revenue Department



Combined Fuel Tax Distribution Report

Revenue Period: Mar-2018

Hatch

<u>Source</u>	<u>Destination</u>	<u>Amount</u>
Municipal & County	Hatch	\$31.73
Municipal Road	Hatch	\$417.00
		<hr/> <hr/>
		\$448.73



New Mexico Taxation and Revenue Department



Combined Fuel Tax Distribution Report

Revenue Period: Mar-2018

Mesilla

<u>Source</u>	<u>Destination</u>	<u>Amount</u>
Municipal & County	Mesilla	\$0.05
Municipal Road	Mesilla	\$417.00
		<hr/> <hr/>
		\$417.05



New Mexico Taxation and Revenue Department



Combined Fuel Tax Distribution Report

Revenue Period: Mar-2018

Sunland Park

<u>Source</u>	<u>Destination</u>	<u>Amount</u>
Municipal & County	Sunland Park	\$3,224.92
Municipal Road	Sunland Park	\$2,063.98
		<hr/> <hr/>
		\$5,288.90



New Mexico Taxation and Revenue Department



Combined Fuel Tax Distribution Report

Revenue Period: Mar-2018

Anthony

<u>Source</u>	<u>Destination</u>	<u>Amount</u>
Municipal & County	Anthony	\$141.53
Municipal Road	Anthony	\$417.00
		<hr/> <hr/>
		\$558.53



New Mexico Taxation and Revenue Department



Combined Fuel Tax Distribution Report

Revenue Period: Mar-2018

Grant County

<u>Source</u>	<u>Destination</u>	<u>Amount</u>
County Road	Grant County	\$12,409.00
Municipal & County	Grant County	\$551.60
		<hr/> <hr/>
		\$12,960.60



New Mexico Taxation and Revenue Department



Combined Fuel Tax Distribution Report

Revenue Period: Mar-2018

Silver City

<u>Source</u>	<u>Destination</u>	<u>Amount</u>
Municipal & County	Silver City	\$10,515.43
Municipal Road	Silver City	\$6,631.39
		<hr/> <hr/>
		\$17,146.82



New Mexico Taxation and Revenue Department




Combined Fuel Tax Distribution Report

Revenue Period: Mar-2018

Bayard

<u>Source</u>	<u>Destination</u>	<u>Amount</u>
Municipal & County	Bayard	\$584.09
Municipal Road	Bayard	\$417.00
		<hr/> <hr/>
		\$1,001.09



New Mexico Taxation and Revenue Department



Combined Fuel Tax Distribution Report

Revenue Period: Mar-2018

Santa Clara

<u>Source</u>	<u>Destination</u>	<u>Amount</u>
Municipal Road	Santa Clara	\$417.00
		<hr/>
		\$417.00



New Mexico Taxation and Revenue Department



Combined Fuel Tax Distribution Report

Revenue Period: Mar-2018

Hurley

<u>Source</u>	<u>Destination</u>	<u>Amount</u>
Municipal Road	Hurley	\$417.00
		<hr/>
		\$417.00



New Mexico Taxation and Revenue Department



Combined Fuel Tax Distribution Report

Revenue Period: Mar-2018

Colfax County

<u>Source</u>	<u>Destination</u>	<u>Amount</u>
County Road	Colfax County	\$9,568.08
		<hr/>
		\$9,568.08



New Mexico Taxation and Revenue Department



Combined Fuel Tax Distribution Report

Revenue Period: Mar-2018

Raton

<u>Source</u>	<u>Destination</u>	<u>Amount</u>
Municipal & County	Raton	\$8,963.94
Municipal Road	Raton	\$4,753.64
		<hr/> <hr/>
		\$13,717.58



New Mexico Taxation and Revenue Department



Combined Fuel Tax Distribution Report

Revenue Period: Mar-2018

Maxwell

<u>Source</u>	<u>Destination</u>	<u>Amount</u>
Municipal & County	Maxwell	\$113.18
Municipal Road	Maxwell	\$417.00
		<hr/> <hr/>
		\$530.18



New Mexico Taxation and Revenue Department



Combined Fuel Tax Distribution Report

Revenue Period: Mar-2018

Springer

<u>Source</u>	<u>Destination</u>	<u>Amount</u>
Municipal & County	Springer	\$2,179.69
Municipal Road	Springer	\$1,725.14
		<hr/> <hr/>
		\$3,904.83



New Mexico Taxation and Revenue Department




Combined Fuel Tax Distribution Report

Revenue Period: Mar-2018

Cimarron

<u>Source</u>	<u>Destination</u>	<u>Amount</u>
Municipal & County	Cimarron	\$2,302.16
Municipal Road	Cimarron	\$1,833.51
		<hr/> <hr/>
		\$4,135.67



New Mexico Taxation and Revenue Department



Combined Fuel Tax Distribution Report

Revenue Period: Mar-2018

Eagle Nest

<u>Source</u>	<u>Destination</u>	<u>Amount</u>
Municipal & County	Eagle Nest	\$210.67
Municipal Road	Eagle Nest	\$417.00
		<hr/> <hr/>
		\$627.67



New Mexico Taxation and Revenue Department



Combined Fuel Tax Distribution Report

Revenue Period: Mar-2018

Angel Fire

<u>Source</u>	<u>Destination</u>	<u>Amount</u>
Municipal & County	Angel Fire	\$1,505.66
Municipal Road	Angel Fire	\$1,096.02
		<hr/> <hr/>
		\$2,601.68



New Mexico Taxation and Revenue Department




Combined Fuel Tax Distribution Report

Revenue Period: Mar-2018

QuayCounty

<u>Source</u>	<u>Destination</u>	<u>Amount</u>
County Road	QuayCounty	\$15,827.07
Municipal & County	QuayCounty	\$308.10
		<hr/> <hr/>
		\$16,135.17



New Mexico Taxation and Revenue Department



Combined Fuel Tax Distribution Report

Revenue Period: Mar-2018

Tucumcari

<u>Source</u>	<u>Destination</u>	<u>Amount</u>
Municipal & County	Tucumcari	\$9,501.09
Municipal Road	Tucumcari	\$8,341.70
		<hr/> <hr/>
		\$17,842.79



New Mexico Taxation and Revenue Department




Combined Fuel Tax Distribution Report

Revenue Period: Mar-2018

San Jon

<u>Source</u>	<u>Destination</u>	<u>Amount</u>
Municipal & County	San Jon	\$799.68
Municipal Road	San Jon	\$678.03
		<hr/> <hr/>
		\$1,477.71



New Mexico Taxation and Revenue Department



Combined Fuel Tax Distribution Report

Revenue Period: Mar-2018

Logan

<u>Source</u>	<u>Destination</u>	<u>Amount</u>
Municipal & County	Logan	\$1,292.30
Municipal Road	Logan	\$1,032.60
		<hr/> <hr/>
		\$2,324.90



New Mexico Taxation and Revenue Department



Combined Fuel Tax Distribution Report

Revenue Period: Mar-2018

House

<u>Source</u>	<u>Destination</u>	<u>Amount</u>
Municipal Road	House	\$417.00
		<hr/>
		\$417.00



New Mexico Taxation and Revenue Department



Combined Fuel Tax Distribution Report

Revenue Period: Mar-2018

Roosevelt County

<u>Source</u>	<u>Destination</u>	<u>Amount</u>
County Road	Roosevelt County	\$16,962.41
Municipal & County	Roosevelt County	\$281.81
		<hr/> <hr/>
		\$17,244.22



New Mexico Taxation and Revenue Department



Combined Fuel Tax Distribution Report

Revenue Period: Mar-2018

Portales

<u>Source</u>	<u>Destination</u>	<u>Amount</u>
Municipal & County	Portales	\$8,764.31
Municipal Road	Portales	\$6,084.45
		<hr/> <hr/>
		\$14,848.76



New Mexico Taxation and Revenue Department



Combined Fuel Tax Distribution Report

Revenue Period: Mar-2018

Elida

<u>Source</u>	<u>Destination</u>	<u>Amount</u>
Municipal & County	Elida	\$459.97
Municipal Road	Elida	\$417.00
		<hr/> <hr/>
		\$876.97



New Mexico Taxation and Revenue Department



Combined Fuel Tax Distribution Report

Revenue Period: Mar-2018

Dora

<u>Source</u>	<u>Destination</u>	<u>Amount</u>
Municipal & County	Dora	\$162.84
Municipal Road	Dora	\$417.00
		<hr/> <hr/>
		\$579.84



New Mexico Taxation and Revenue Department




Combined Fuel Tax Distribution Report

Revenue Period: Mar-2018

Causey

<u>Source</u>	<u>Destination</u>	<u>Amount</u>
Municipal & County	Causey	\$3.32
Municipal Road	Causey	\$417.00
		<hr/> <hr/>
		\$420.32



New Mexico Taxation and Revenue Department



Combined Fuel Tax Distribution Report

Revenue Period: Mar-2018

Floyd

<u>Source</u>	<u>Destination</u>	<u>Amount</u>
Municipal & County	Floyd	\$2.98
Municipal Road	Floyd	\$417.00
		<hr/> <hr/>
		\$419.98



New Mexico Taxation and Revenue Department




Combined Fuel Tax Distribution Report

Revenue Period: Mar-2018

San Miguel County

<u>Source</u>	<u>Destination</u>	<u>Amount</u>
County Road	San Miguel County	\$10,360.63
Municipal & County	San Miguel County	\$1,446.09
		<hr/> <hr/>
		\$11,806.72



New Mexico Taxation and Revenue Department



Combined Fuel Tax Distribution Report

Revenue Period: Mar-2018

Las Vegas

<u>Source</u>	<u>Destination</u>	<u>Amount</u>
Municipal & County	Las Vegas	\$15,923.99
Municipal Road	Las Vegas	\$10,532.85
		<hr/> <hr/>
		\$26,456.84



New Mexico Taxation and Revenue Department



Combined Fuel Tax Distribution Report

Revenue Period: Mar-2018

Pecos

<u>Source</u>	<u>Destination</u>	<u>Amount</u>
Municipal & County	Pecos	\$449.46
Municipal Road	Pecos	\$417.00
		<hr/> <hr/>
		\$866.46



New Mexico Taxation and Revenue Department




Combined Fuel Tax Distribution Report

Revenue Period: Mar-2018

McKinley County

<u>Source</u>	<u>Destination</u>	<u>Amount</u>
County Road	McKinley County	\$20,932.78
Municipal & County	McKinley County	\$14,307.13
		<hr/> <hr/>
		\$35,239.91



New Mexico Taxation and Revenue Department



Combined Fuel Tax Distribution Report

Revenue Period: Mar-2018

Gallup

<u>Source</u>	<u>Destination</u>	<u>Amount</u>
Municipal & County	Gallup	\$57,533.80
Municipal Road	Gallup	\$37,737.56
		<hr/> <hr/>
		\$95,271.36



New Mexico Taxation and Revenue Department



Combined Fuel Tax Distribution Report

Revenue Period: Mar-2018

Valencia County

<u>Source</u>	<u>Destination</u>	<u>Amount</u>
County Road	Valencia County	\$17,017.06
Municipal & County	Valencia County	\$1,716.16
		<hr/> <hr/>
		\$18,733.22



New Mexico Taxation and Revenue Department



Combined Fuel Tax Distribution Report

Revenue Period: Mar-2018

Rio Communities

<u>Source</u>	<u>Destination</u>	<u>Amount</u>
Municipal & County	Rio Communities	\$2,191.70
Municipal Road	Rio Communities	\$1,109.16
		<hr/> <hr/>
		\$3,300.86



New Mexico Taxation and Revenue Department



Combined Fuel Tax Distribution Report

Revenue Period: Mar-2018

Belen

<u>Source</u>	<u>Destination</u>	<u>Amount</u>
Municipal & County	Belen	\$9,173.80
Municipal Road	Belen	\$4,647.29
		<hr/> <hr/>
		\$13,821.09



New Mexico Taxation and Revenue Department



Combined Fuel Tax Distribution Report

Revenue Period: Mar-2018

Los Lunas

<u>Source</u>	<u>Destination</u>	<u>Amount</u>
Municipal & County	Los Lunas	\$21,986.20
Municipal Road	Los Lunas	\$16,506.48
Los Lunas	Finance Authority	-\$3,484.76
		<hr/> <hr/>
		\$35,007.92



New Mexico Taxation and Revenue Department



Combined Fuel Tax Distribution Report

Revenue Period: Mar-2018

Peralta (City)

<u>Source</u>	<u>Destination</u>	<u>Amount</u>
Municipal & County	Peralta (City)	\$1,605.26
Municipal Road	Peralta (City)	\$417.00
		<hr/> <hr/>
		\$2,022.26



New Mexico Taxation and Revenue Department



Combined Fuel Tax Distribution Report

Revenue Period: Mar-2018

Bosque Farms

<u>Source</u>	<u>Destination</u>	<u>Amount</u>
Municipal & County	Bosque Farms	\$2,324.02
Municipal Road	Bosque Farms	\$1,577.64
		<hr/> <hr/>
		\$3,901.66



New Mexico Taxation and Revenue Department



Combined Fuel Tax Distribution Report

Revenue Period: Mar-2018

Otero County

<u>Source</u>	<u>Destination</u>	<u>Amount</u>
County Road	Otero County	\$28,334.13
Municipal & County	Otero County	\$2,259.43
		<hr/> <hr/>
		\$30,593.56



New Mexico Taxation and Revenue Department



Combined Fuel Tax Distribution Report

Revenue Period: Mar-2018

Alamogordo

<u>Source</u>	<u>Destination</u>	<u>Amount</u>
Municipal & County	Alamogordo	\$23,873.34
Municipal Road	Alamogordo	\$12,902.45
		<hr/> <hr/>
		\$36,775.79



New Mexico Taxation and Revenue Department




Combined Fuel Tax Distribution Report

Revenue Period: Mar-2018

Cloudcroft

<u>Source</u>	<u>Destination</u>	<u>Amount</u>
Municipal & County	Cloudcroft	\$714.89
Municipal Road	Cloudcroft	\$703.25
		<hr/> <hr/>
		\$1,418.14



New Mexico Taxation and Revenue Department



Combined Fuel Tax Distribution Report

Revenue Period: Mar-2018

Tularosa

<u>Source</u>	<u>Destination</u>	<u>Amount</u>
Municipal & County	Tularosa	\$2,692.24
Municipal Road	Tularosa	\$922.46
		<hr/> <hr/>
		\$3,614.70



New Mexico Taxation and Revenue Department



Combined Fuel Tax Distribution Report

Revenue Period: Mar-2018

San Juan County

<u>Source</u>	<u>Destination</u>	<u>Amount</u>
County Road	San Juan County	\$28,547.24
Municipal & County	San Juan County	\$43,422.99
		<hr/> <hr/>
		\$71,970.23



New Mexico Taxation and Revenue Department



Combined Fuel Tax Distribution Report

Revenue Period: Mar-2018

Farmington

<u>Source</u>	<u>Destination</u>	<u>Amount</u>
Municipal & County	Farmington	\$15,281.21
Municipal Road	Farmington	\$14,198.49
		<hr/> <hr/>
		\$29,479.70



New Mexico Taxation and Revenue Department



Combined Fuel Tax Distribution Report

Revenue Period: Mar-2018

Aztec

<u>Source</u>	<u>Destination</u>	<u>Amount</u>
Municipal & County	Aztec	\$7,111.96
Municipal Road	Aztec	\$5,165.47
		<hr/> <hr/>
		\$12,277.43



New Mexico Taxation and Revenue Department



Combined Fuel Tax Distribution Report

Revenue Period: Mar-2018

Bloomfield

<u>Source</u>	<u>Destination</u>	<u>Amount</u>
Municipal & County	Bloomfield	\$10,237.55
Municipal Road	Bloomfield	\$6,750.49
		<hr/> <hr/>
		\$16,988.04



New Mexico Taxation and Revenue Department



Combined Fuel Tax Distribution Report

Revenue Period: Mar-2018

Kirtland

<u>Source</u>	<u>Destination</u>	<u>Amount</u>
Municipal & County	Kirtland	\$4,116.37
Municipal Road	Kirtland	\$2,669.49
		<hr/> <hr/>
		\$6,785.86



New Mexico Taxation and Revenue Department



Combined Fuel Tax Distribution Report

Revenue Period: Mar-2018

Rio Arriba County

<u>Source</u>	<u>Destination</u>	<u>Amount</u>
County Road	Rio Arriba County	\$15,481.24
Municipal & County	Rio Arriba County	\$1,806.53
		<hr/> <hr/>
		\$17,287.77



New Mexico Taxation and Revenue Department



Combined Fuel Tax Distribution Report

Revenue Period: Mar-2018

Chama

<u>Source</u>	<u>Destination</u>	<u>Amount</u>
Municipal & County	Chama	\$1,294.54
Municipal Road	Chama	\$1,142.33
		<hr/> <hr/>
		\$2,436.87



New Mexico Taxation and Revenue Department



Combined Fuel Tax Distribution Report

Revenue Period: Mar-2018

Espanola (Rio Arriba & Santa Fe)

<u>Source</u>	<u>Destination</u>	<u>Amount</u>
Municipal & County	Espanola (Rio Arriba & Santa Fe)	\$13,924.61
Municipal Road	Espanola (Rio Arriba & Santa Fe)	\$9,925.28
		<hr/> <hr/>
		\$23,849.89



New Mexico Taxation and Revenue Department



Combined Fuel Tax Distribution Report

Revenue Period: Mar-2018

Union County

<u>Source</u>	<u>Destination</u>	<u>Amount</u>
County Road	Union County	\$14,526.38
Municipal & County	Union County	\$67.28
Union County	Finance Authority	-\$6,711.00
		<hr/> <hr/>
		\$7,882.66



New Mexico Taxation and Revenue Department



Combined Fuel Tax Distribution Report

Revenue Period: Mar-2018

Clayton

<u>Source</u>	<u>Destination</u>	<u>Amount</u>
Municipal & County	Clayton	\$3,262.28
Municipal Road	Clayton	\$2,809.84
		<hr/> <hr/>
		\$6,072.12



New Mexico Taxation and Revenue Department



Combined Fuel Tax Distribution Report

Revenue Period: Mar-2018

Des Moines

<u>Source</u>	<u>Destination</u>	<u>Amount</u>
Municipal & County	Des Moines	\$773.20
Municipal Road	Des Moines	\$417.00
		<hr/> <hr/>
		\$1,190.20



New Mexico Taxation and Revenue Department



Combined Fuel Tax Distribution Report

Revenue Period: Mar-2018

Grenville

<u>Source</u>	<u>Destination</u>	<u>Amount</u>
Municipal & County	Grenville	\$9.40
Municipal Road	Grenville	\$417.00
		<hr/> <hr/>
		\$426.40



New Mexico Taxation and Revenue Department



Combined Fuel Tax Distribution Report

Revenue Period: Mar-2018

Folsom

<u>Source</u>	<u>Destination</u>	<u>Amount</u>
Municipal & County	Folsom	\$29.98
Municipal Road	Folsom	\$417.00
		<hr/> <hr/>
		\$446.98



New Mexico Taxation and Revenue Department



Combined Fuel Tax Distribution Report

Revenue Period: Mar-2018

Luna County

<u>Source</u>	<u>Destination</u>	<u>Amount</u>
County Road	Luna County	\$25,152.41
		<hr/>
		\$25,152.41



New Mexico Taxation and Revenue Department



Combined Fuel Tax Distribution Report

Revenue Period: Mar-2018

Deming

<u>Source</u>	<u>Destination</u>	<u>Amount</u>
Municipal & County	Deming	\$18,214.15
Municipal Road	Deming	\$8,130.77
		<hr/> <hr/>
		\$26,344.92



New Mexico Taxation and Revenue Department



Combined Fuel Tax Distribution Report

Revenue Period: Mar-2018

Columbus

<u>Source</u>	<u>Destination</u>	<u>Amount</u>
Municipal & County	Columbus	\$470.65
Municipal Road	Columbus	\$417.00
		<hr/> <hr/>
		\$887.65



New Mexico Taxation and Revenue Department




Combined Fuel Tax Distribution Report

Revenue Period: Mar-2018

Taos County

<u>Source</u>	<u>Destination</u>	<u>Amount</u>
County Road	Taos County	\$10,518.70
Municipal & County	Taos County	\$3,264.10
		<hr/> <hr/>
		\$13,782.80



New Mexico Taxation and Revenue Department



Combined Fuel Tax Distribution Report

Revenue Period: Mar-2018

Taos (City)

<u>Source</u>	<u>Destination</u>	<u>Amount</u>
Municipal & County	Taos (City)	\$10,186.47
Municipal Road	Taos (City)	\$6,861.14
		<hr/> <hr/>
		\$17,047.61



New Mexico Taxation and Revenue Department




Combined Fuel Tax Distribution Report

Revenue Period: Mar-2018

Questa

<u>Source</u>	<u>Destination</u>	<u>Amount</u>
Municipal & County	Questa	\$868.96
Municipal Road	Questa	\$691.58
		<hr/> <hr/>
		\$1,560.54



New Mexico Taxation and Revenue Department



Combined Fuel Tax Distribution Report

Revenue Period: Mar-2018

Red River

<u>Source</u>	<u>Destination</u>	<u>Amount</u>
Municipal & County	Red River	\$396.11
Municipal Road	Red River	\$417.00
		<hr/> <hr/>
		\$813.11



New Mexico Taxation and Revenue Department



Combined Fuel Tax Distribution Report

Revenue Period: Mar-2018

Taos Ski Valley

<u>Source</u>	<u>Destination</u>	<u>Amount</u>
Municipal & County	Taos Ski Valley	\$18.07
Municipal Road	Taos Ski Valley	\$417.00
		<hr/> <hr/>
		\$435.07



New Mexico Taxation and Revenue Department




Combined Fuel Tax Distribution Report

Revenue Period: Mar-2018

Sierra County

<u>Source</u>	<u>Destination</u>	<u>Amount</u>
County Road	Sierra County	\$8,287.90
Municipal & County	Sierra County	\$210.81
		<hr/> <hr/>
		\$8,498.71



New Mexico Taxation and Revenue Department



Combined Fuel Tax Distribution Report

Revenue Period: Mar-2018

Truth or Consequences

<u>Source</u>	<u>Destination</u>	<u>Amount</u>
Municipal & County	Truth or Consequences	\$2,381.52
Municipal Road	Truth or Consequences	\$1,577.42
		<hr/> <hr/>
		\$3,958.94



New Mexico Taxation and Revenue Department



Combined Fuel Tax Distribution Report

Revenue Period: Mar-2018

Williamsburg

<u>Source</u>	<u>Destination</u>	<u>Amount</u>
Municipal & County	Williamsburg	\$601.09
Municipal Road	Williamsburg	\$961.69
		<hr/> <hr/>
		\$1,562.78



New Mexico Taxation and Revenue Department



Combined Fuel Tax Distribution Report

Revenue Period: Mar-2018

Elephant Butte

<u>Source</u>	<u>Destination</u>	<u>Amount</u>
Municipal & County	Elephant Butte	\$266.04
Municipal Road	Elephant Butte	\$417.00
		<hr/> <hr/>
		\$683.04



New Mexico Taxation and Revenue Department




Combined Fuel Tax Distribution Report

Revenue Period: Mar-2018

Torrance County

<u>Source</u>	<u>Destination</u>	<u>Amount</u>
County Road	Torrance County	\$13,527.43
Municipal & County	Torrance County	\$4.21
		<hr/> <hr/>
		\$13,531.64



New Mexico Taxation and Revenue Department



Combined Fuel Tax Distribution Report

Revenue Period: Mar-2018

Mountainair

<u>Source</u>	<u>Destination</u>	<u>Amount</u>
Municipal & County	Mountainair	\$904.63
Municipal Road	Mountainair	\$588.68
		<hr/> <hr/>
		\$1,493.31



New Mexico Taxation and Revenue Department



Combined Fuel Tax Distribution Report

Revenue Period: Mar-2018

Moriarty

<u>Source</u>	<u>Destination</u>	<u>Amount</u>
Municipal & County	Moriarty	\$11,677.17
Municipal Road	Moriarty	\$6,982.76
		<hr/> <hr/>
		\$18,659.93



New Mexico Taxation and Revenue Department



Combined Fuel Tax Distribution Report

Revenue Period: Mar-2018

Willard

<u>Source</u>	<u>Destination</u>	<u>Amount</u>
Municipal Road	Willard	\$417.00
		<hr/>
		\$417.00



New Mexico Taxation and Revenue Department



Combined Fuel Tax Distribution Report

Revenue Period: Mar-2018

Encino

<u>Source</u>	<u>Destination</u>	<u>Amount</u>
Municipal & County	Encino	\$1,164.96
Municipal Road	Encino	\$921.67
		<hr/> <hr/>
		\$2,086.63



New Mexico Taxation and Revenue Department



Combined Fuel Tax Distribution Report

Revenue Period: Mar-2018

Estancia

<u>Source</u>	<u>Destination</u>	<u>Amount</u>
Municipal & County	Estancia	\$1,171.36
Municipal Road	Estancia	\$770.95
		<hr/> <hr/>
		\$1,942.31



New Mexico Taxation and Revenue Department




Combined Fuel Tax Distribution Report

Revenue Period: Mar-2018

Hidalgo County

<u>Source</u>	<u>Destination</u>	<u>Amount</u>
County Road	Hidalgo County	\$7,691.78
Municipal & County	Hidalgo County	\$536.90
		<hr/> <hr/>
		\$8,228.68



New Mexico Taxation and Revenue Department



Combined Fuel Tax Distribution Report

Revenue Period: Mar-2018

Lordsburg

<u>Source</u>	<u>Destination</u>	<u>Amount</u>
Municipal & County	Lordsburg	\$10,068.55
Municipal Road	Lordsburg	\$6,575.95
		<hr/> <hr/>
		\$16,644.50



New Mexico Taxation and Revenue Department



Combined Fuel Tax Distribution Report

Revenue Period: Mar-2018

Virden

<u>Source</u>	<u>Destination</u>	<u>Amount</u>
Municipal Road	Virden	\$417.00
		<hr/>
		\$417.00



New Mexico Taxation and Revenue Department



Combined Fuel Tax Distribution Report

Revenue Period: Mar-2018

Guadalupe County

<u>Source</u>	<u>Destination</u>	<u>Amount</u>
County Road	Guadalupe County	\$11,501.02
Municipal & County	Guadalupe County	\$2,315.11
		<hr/> <hr/>
		\$13,816.13



New Mexico Taxation and Revenue Department



Combined Fuel Tax Distribution Report

Revenue Period: Mar-2018

Santa Rosa

<u>Source</u>	<u>Destination</u>	<u>Amount</u>
Municipal & County	Santa Rosa	\$9,833.13
Municipal Road	Santa Rosa	\$7,793.30
		<hr/> <hr/>
		\$17,626.43



New Mexico Taxation and Revenue Department



Combined Fuel Tax Distribution Report

Revenue Period: Mar-2018

Vaughn

<u>Source</u>	<u>Destination</u>	<u>Amount</u>
Municipal & County	Vaughn	\$2,153.88
Municipal Road	Vaughn	\$1,454.19
		<hr/> <hr/>
		\$3,608.07



New Mexico Taxation and Revenue Department



Combined Fuel Tax Distribution Report

Revenue Period: Mar-2018

Socorro County

<u>Source</u>	<u>Destination</u>	<u>Amount</u>
County Road	Socorro County	\$18,421.49
Municipal & County	Socorro County	\$3,794.21
		<hr/> <hr/>
		\$22,215.70



New Mexico Taxation and Revenue Department



Combined Fuel Tax Distribution Report

Revenue Period: Mar-2018

Socorro (City)

<u>Source</u>	<u>Destination</u>	<u>Amount</u>
Municipal & County	Socorro (City)	\$5,769.32
Municipal Road	Socorro (City)	\$5,383.02
		<hr/> <hr/>
		\$11,152.34



New Mexico Taxation and Revenue Department



Combined Fuel Tax Distribution Report

Revenue Period: Mar-2018

Magdalena

<u>Source</u>	<u>Destination</u>	<u>Amount</u>
Municipal & County	Magdalena	\$163.85
Municipal Road	Magdalena	\$417.00
		<hr/> <hr/>
		\$580.85



New Mexico Taxation and Revenue Department




Combined Fuel Tax Distribution Report

Revenue Period: Mar-2018

Lincoln County

<u>Source</u>	<u>Destination</u>	<u>Amount</u>
County Road	Lincoln County	\$12,271.61
Municipal & County	Lincoln County	\$2,697.11
		<hr/> <hr/>
		\$14,968.72



New Mexico Taxation and Revenue Department



Combined Fuel Tax Distribution Report

Revenue Period: Mar-2018

Ruidoso

<u>Source</u>	<u>Destination</u>	<u>Amount</u>
Municipal & County	Ruidoso	\$5,381.42
Municipal Road	Ruidoso	\$4,673.14
		<hr/> <hr/>
		\$10,054.56



New Mexico Taxation and Revenue Department



Combined Fuel Tax Distribution Report

Revenue Period: Mar-2018

Capitan

<u>Source</u>	<u>Destination</u>	<u>Amount</u>
Municipal & County	Capitan	\$806.59
Municipal Road	Capitan	\$622.32
		<hr/> <hr/>
		\$1,428.91



New Mexico Taxation and Revenue Department



Combined Fuel Tax Distribution Report

Revenue Period: Mar-2018

Carrizozo

<u>Source</u>	<u>Destination</u>	<u>Amount</u>
Municipal & County	Carrizozo	\$1,334.07
Municipal Road	Carrizozo	\$1,100.77
		<hr/> <hr/>
		\$2,434.84



New Mexico Taxation and Revenue Department



Combined Fuel Tax Distribution Report

Revenue Period: Mar-2018

Corona

<u>Source</u>	<u>Destination</u>	<u>Amount</u>
Municipal & County	Corona	\$300.66
Municipal Road	Corona	\$417.00
		<hr/> <hr/>
		\$717.66



New Mexico Taxation and Revenue Department



Combined Fuel Tax Distribution Report

Revenue Period: Mar-2018

Ruidoso Downs

<u>Source</u>	<u>Destination</u>	<u>Amount</u>
Municipal & County	Ruidoso Downs	\$539.99
Municipal Road	Ruidoso Downs	\$417.00
		<hr/> <hr/>
		\$956.99



New Mexico Taxation and Revenue Department



Combined Fuel Tax Distribution Report

Revenue Period: Mar-2018

De Baca County

<u>Source</u>	<u>Destination</u>	<u>Amount</u>
County Road	De Baca County	\$9,243.63
Municipal & County	De Baca County	\$44.84
De Baca County	Finance Authority	-\$6,170.85
		<hr/> <hr/>
		\$3,117.62



New Mexico Taxation and Revenue Department



Combined Fuel Tax Distribution Report

Revenue Period: Mar-2018

Fort Sumner

<u>Source</u>	<u>Destination</u>	<u>Amount</u>
Municipal & County	Fort Sumner	\$1,279.73
Municipal Road	Fort Sumner	\$942.84
		<hr/> <hr/>
		\$2,222.57



New Mexico Taxation and Revenue Department



Combined Fuel Tax Distribution Report

Revenue Period: Mar-2018

Catron County

<u>Source</u>	<u>Destination</u>	<u>Amount</u>
County Road	Catron County	\$11,417.39
Municipal & County	Catron County	\$666.63
		<hr/> <hr/>
		\$12,084.02



New Mexico Taxation and Revenue Department



Combined Fuel Tax Distribution Report

Revenue Period: Mar-2018

Reserve

<u>Source</u>	<u>Destination</u>	<u>Amount</u>
Municipal & County	Reserve	\$83.15
Municipal Road	Reserve	\$417.00
		<hr/> <hr/>
		\$500.15



New Mexico Taxation and Revenue Department



Combined Fuel Tax Distribution Report

Revenue Period: Mar-2018

Sandoval County

<u>Source</u>	<u>Destination</u>	<u>Amount</u>
County Road	Sandoval County	\$37,462.76
Municipal & County	Sandoval County	\$521.00
		<hr/> <hr/>
		\$37,983.76



New Mexico Taxation and Revenue Department




Combined Fuel Tax Distribution Report

Revenue Period: Mar-2018

Bernalillo City

<u>Source</u>	<u>Destination</u>	<u>Amount</u>
Municipal & County	Bernalillo City	\$17,391.75
Municipal Road	Bernalillo City	\$10,756.38
		<hr/> <hr/>
		\$28,148.13



New Mexico Taxation and Revenue Department



Combined Fuel Tax Distribution Report

Revenue Period: Mar-2018

Jemez Springs

<u>Source</u>	<u>Destination</u>	<u>Amount</u>
Municipal Road	Jemez Springs	\$417.00
		<hr/>
		\$417.00



New Mexico Taxation and Revenue Department



Combined Fuel Tax Distribution Report

Revenue Period: Mar-2018

Cuba

<u>Source</u>	<u>Destination</u>	<u>Amount</u>
Municipal & County	Cuba	\$3,423.96
Municipal Road	Cuba	\$2,539.05
		<hr/> <hr/>
		\$5,963.01



New Mexico Taxation and Revenue Department



Combined Fuel Tax Distribution Report

Revenue Period: Mar-2018

Edgewood (Sandoval)

<u>Source</u>	<u>Destination</u>	<u>Amount</u>
Municipal Road	Edgewood (Sandoval)	\$417.00
		<hr/>
		\$417.00



New Mexico Taxation and Revenue Department



Combined Fuel Tax Distribution Report

Revenue Period: Mar-2018

San Ysidro

<u>Source</u>	<u>Destination</u>	<u>Amount</u>
Municipal & County	San Ysidro	\$833.26
Municipal Road	San Ysidro	\$651.23
		<hr/> <hr/>
		\$1,484.49



New Mexico Taxation and Revenue Department




Combined Fuel Tax Distribution Report

Revenue Period: Mar-2018

Corrales (Sandoval & Bernalillo)

<u>Source</u>	<u>Destination</u>	<u>Amount</u>
Municipal & County	Corrales (Sandoval & Bernalillo)	\$368.80
Municipal Road	Corrales (Sandoval & Bernalillo)	\$417.00
		<hr/> <hr/>
		\$785.80



New Mexico Taxation and Revenue Department



Combined Fuel Tax Distribution Report

Revenue Period: Mar-2018

Rio Rancho (Sandoval & Bernalillo)

<u>Source</u>	<u>Destination</u>	<u>Amount</u>
Municipal & County	Rio Rancho (Sandoval & Bernalillo)	\$30,068.58
Municipal Road	Rio Rancho (Sandoval & Bernalillo)	\$20,992.24
Rio Rancho (Sandoval & Bernalillo)	Finance Authority	-\$13,509.33
		<hr/> <hr/>
		\$37,551.49



New Mexico Taxation and Revenue Department



Combined Fuel Tax Distribution Report

Revenue Period: Mar-2018

Mora County

<u>Source</u>	<u>Destination</u>	<u>Amount</u>
County Road	Mora County	\$6,030.87
Municipal & County	Mora County	\$1,639.40
Mora County	Finance Authority	-\$4,840.17
		<hr/> <hr/>
		\$2,830.10



New Mexico Taxation and Revenue Department



Combined Fuel Tax Distribution Report

Revenue Period: Mar-2018

Wagon Mound

<u>Source</u>	<u>Destination</u>	<u>Amount</u>
Municipal & County	Wagon Mound	\$1,161.53
Municipal Road	Wagon Mound	\$907.54
		<hr/> <hr/>
		\$2,069.07



New Mexico Taxation and Revenue Department



Combined Fuel Tax Distribution Report

Revenue Period: Mar-2018

Harding County

<u>Source</u>	<u>Destination</u>	<u>Amount</u>
County Road	Harding County	\$6,862.77
Municipal & County	Harding County	\$86.39
		<hr/> <hr/>
		\$6,949.16



New Mexico Taxation and Revenue Department



Combined Fuel Tax Distribution Report

Revenue Period: Mar-2018

Roy

<u>Source</u>	<u>Destination</u>	<u>Amount</u>
Municipal Road	Roy	\$417.00
		<hr/>
		\$417.00



New Mexico Taxation and Revenue Department



Combined Fuel Tax Distribution Report

Revenue Period: Mar-2018

Mosquero (Harding & San Miguel)

<u>Source</u>	<u>Destination</u>	<u>Amount</u>
Municipal & County	Mosquero (Harding & San Miguel)	\$20.65
Municipal Road	Mosquero (Harding & San Miguel)	\$417.00
		<hr/> <hr/>
		\$437.65



New Mexico Taxation and Revenue Department



Combined Fuel Tax Distribution Report

Revenue Period: Mar-2018

Los Alamos City/County

<u>Source</u>	<u>Destination</u>	<u>Amount</u>
County Road	Los Alamos City/County	\$4,582.71
Municipal & County	Los Alamos City/County	\$17,163.22
Municipal Road	Los Alamos City/County	\$5,015.41
		<hr/> <hr/>
		\$26,761.34



New Mexico Taxation and Revenue Department



Combined Fuel Tax Distribution Report

Revenue Period: Mar-2018

Cibola County

<u>Source</u>	<u>Destination</u>	<u>Amount</u>
County Road	Cibola County	\$10,373.13
Municipal & County	Cibola County	\$2,530.04
		<hr/> <hr/>
		\$12,903.17



New Mexico Taxation and Revenue Department



Combined Fuel Tax Distribution Report

Revenue Period: Mar-2018

Milan

<u>Source</u>	<u>Destination</u>	<u>Amount</u>
Municipal & County	Milan	\$3,720.84
Municipal Road	Milan	\$4,703.03
		<hr/> <hr/>
		\$8,423.87



New Mexico Taxation and Revenue Department



Combined Fuel Tax Distribution Report

Revenue Period: Mar-2018

Grants

<u>Source</u>	<u>Destination</u>	<u>Amount</u>
Municipal & County	Grants	\$6,262.10
Municipal Road	Grants	\$3,965.26
		<hr/> <hr/>
		\$10,227.36



New Mexico Taxation and Revenue Department



Combined Fuel Tax Distribution Report

Revenue Period: Mar-2018

Payments - FID

<u>Source</u>	<u>Destination</u>	<u>Amount</u>
Payments - FID	Cash	-\$71,756.01
Cash	Payments - FID	\$626,702.81
General Fund - FID	Payments - FID	\$85,826.83
Payments - FID	General Fund - FID	-\$451,063.15
Payments - FID	Refunds - FID	-\$179,051.52
		<hr/> <hr/> \$10,658.96



New Mexico Taxation and Revenue Department




Combined Fuel Tax Distribution Report

Revenue Period: Mar-2018

General Fund - FID

<u>Source</u>	<u>Destination</u>	<u>Amount</u>
General Fund - FID	Payments - FID	-\$85,826.83
Payments - FID	General Fund - FID	\$451,063.15
General Fund - FID	Refunds - FID	-\$20,158.00
		<hr/> <hr/>
		\$345,078.32



New Mexico Taxation and Revenue Department



Combined Fuel Tax Distribution Report

Revenue Period: Mar-2018

Refunds - FID

<u>Source</u>	<u>Destination</u>	<u>Amount</u>
Payments - FID	Refunds - FID	\$179,051.52
General Fund - FID	Refunds - FID	\$20,158.00
		<hr/> <hr/>
		\$199,209.52



New Mexico Taxation and Revenue Department



Combined Fuel Tax Distribution Report

Revenue Period: Mar-2018

Payments - FTA

<u>Source</u>	<u>Destination</u>	<u>Amount</u>
Cash	Payments - FTA	\$33,480.44
General Fund - FTA	Payments - FTA	\$223.97
Local Government Road (SF) - FTA	Payments - FTA	\$1,031.79
State Road (SF) - FTA	Payments - FTA	\$6,748.55
Payments - FTA	Foreign Jurisdictions - FTA	-\$24,327.22
Payments - FTA	General Fund - FTA	-\$5,528.42
Payments - FTA	Local Government Road (SF) - FTA	-\$854.89
Payments - FTA	Refunds - FTA	-\$2,894.65
Payments - FTA	State Road (SF) - FTA	-\$10,887.63
		-\$3,008.06



New Mexico Taxation and Revenue Department



Combined Fuel Tax Distribution Report

Revenue Period: Mar-2018

Foreign Jurisdictions - FTA

<u>Source</u>	<u>Destination</u>	<u>Amount</u>
Payments - FTA	Foreign Jurisdictions - FTA	\$24,327.22
		<hr/>
		\$24,327.22



New Mexico Taxation and Revenue Department




Combined Fuel Tax Distribution Report

Revenue Period: Mar-2018

General Fund - FTA

<u>Source</u>	<u>Destination</u>	<u>Amount</u>
General Fund - FTA	Payments - FTA	-\$223.97
Payments - FTA	General Fund - FTA	\$5,528.42
		<hr/> <hr/>
		\$5,304.45



New Mexico Taxation and Revenue Department




Combined Fuel Tax Distribution Report

Revenue Period: Mar-2018

Local Government Road (SF) - FTA

<u>Source</u>	<u>Destination</u>	<u>Amount</u>
Local Government Road (SF) - FTA	Payments - FTA	-\$1,031.79
Payments - FTA	Local Government Road (SF) - FTA	\$854.89
		<hr/> <hr/>
		-\$176.90



New Mexico Taxation and Revenue Department



Combined Fuel Tax Distribution Report

Revenue Period: Mar-2018

Refunds - FTA

<u>Source</u>	<u>Destination</u>	<u>Amount</u>
Payments - FTA	Refunds - FTA	\$2,894.65
		<hr/>
		\$2,894.65



New Mexico Taxation and Revenue Department



Combined Fuel Tax Distribution Report

Revenue Period: Mar-2018

State Road (SF) - FTA

<u>Source</u>	<u>Destination</u>	<u>Amount</u>
State Road (SF) - FTA	Payments - FTA	-\$6,748.55
Payments - FTA	State Road (SF) - FTA	\$10,887.63
		<hr/> <hr/>
		\$4,139.08



New Mexico Taxation and Revenue Department




Combined Fuel Tax Distribution Report

Revenue Period: Mar-2018

Payments - FTJ

<u>Source</u>	<u>Destination</u>	<u>Amount</u>
Cash	Payments - FTJ	\$143,609.01
Payments - FTJ	Local Government Road (SF) - FTJ	-\$84,383.13
Payments - FTJ	State Road (SF) - FTJ	-\$801,994.31
		<hr/> <hr/>
		-\$742,768.43



New Mexico Taxation and Revenue Department




Combined Fuel Tax Distribution Report

Revenue Period: Mar-2018

Local Government Road (SF) - FTJ

<u>Source</u>	<u>Destination</u>	<u>Amount</u>
Payments - FTJ	Local Government Road (SF) - FTJ	\$84,383.13
		<hr/> <hr/> \$84,383.13



New Mexico Taxation and Revenue Department



Combined Fuel Tax Distribution Report

Revenue Period: Mar-2018

State Road (SF) - FTJ

<u>Source</u>	<u>Destination</u>	<u>Amount</u>
Payments - FTJ	State Road (SF) - FTJ	\$801,994.31
		<hr/>
		\$801,994.31



New Mexico Taxation and Revenue Department



Combined Fuel Tax Distribution Report

Revenue Period: Mar-2018

